For Project:	Litcham Jan 26				
Project Notes:					
Location/Name:	Incoming				
Report Generated:	03/02/2026	10:55:04			
Speed Intervals	5 MPH				
Time Intervals	Instant				
Traffic Report From	10/01/2026	10:00:00	through	01/02/2026	09:59:59
85th Percentile Speed	32.6 MPH				
85th Percentile Vehicles	28835				
Max Speed	60 MPH	on	23/01/2026	22:15:00	
Total Vehicles	33924				
AADT:	1542				

Volumes - weekly counts

	Time	5 Day	7 Day
Average Daily		1779	1529
AM Peak	08:00	202	155
PM Peak	15:00	190	163

Speed

Speed Limit:	35		
85th Percentile Speed:	32.6		
50th Percentile Speed:	27		
10 MPH Pace Interval:	20.0 MPH	to	30.0 MPH
Average Speed:	27.09		

	Monday	Tuesday	Wednesday	Thursday	Friday	Saturday	Sunday
Count over limit	328	303	314	310	326	382	269
% over limit	6.2	5.9	5.8	5.8	5.9	9.1	8.8
Avg Speeder	39.0	39.0	39.0	38.8	38.9	38.8	38.8
Avg Speed	10.0	10.1	10.0	10.2	10.0	14.0	13.7

Incoming Summary
Litcham Jan 26

from Sat-Jan-10-2026-10-00-AM to Sun-Feb-01-2026-09-59-AM

Day/Time Ending	85th pctl (MPH)	85th pctl cnts	Total Cnts	Max Speed	Avg Speeder	% Speeders	Avg Speed
10/01/2026 11:00:00	31.7	14	17	40	37.5	5.9%	26.7
10/01/2026 12:00:00	34.3	65	77	45	40.8	11.7%	29.2
10/01/2026 13:00:00	34.2	64	75	45	38.1	10.7%	27.8
10/01/2026 14:00:00	35.5	63	74	50	38.3	16.2%	28.4
10/01/2026 15:00:00	32.9	76	89	40	37.5	2.2%	26.4
10/01/2026 16:00:00	33.0	77	91	50	39.5	5.5%	28.2
10/01/2026 17:00:00	33.7	60	71	50	39.6	9.9%	28.7
10/01/2026 18:00:00	34.0	52	61	45	39.2	9.8%	28.2
10/01/2026 19:00:00	34.0	42	50	50	39.2	12.0%	28.6
10/01/2026 20:00:00	34.1	28	33	40	37.5	9.1%	28.5
10/01/2026 21:00:00	33.9	24	28	40	37.5	7.1%	29.3
10/01/2026 22:00:00	37.5	11	13	45	39.2	23.1%	30.2
10/01/2026 23:00:00	35.0	14	16	40	37.5	12.5%	28.1
11/01/2026 00:00:00	32.5	8	10	35	0.0	0.0%	27.6
11/01/2026 01:00:00	35.0	3	4	40	37.5	25.0%	30.8
11/01/2026 02:00:00	35.0	2	2	35	0.0	0.0%	32.5
11/01/2026 03:00:00	35.0	1	1	35	0.0	0.0%	32.0
11/01/2026 04:00:00	45.0	2	2	45	40.0	100.0%	39.5
11/01/2026 05:00:00	0.0	0	0	0	0.0	0.0%	0.0
11/01/2026 06:00:00	45.0	3	3	45	40.0	66.7%	37.0
11/01/2026 07:00:00	30.0	3	4	40	37.5	25.0%	28.5
11/01/2026 08:00:00	36.7	11	13	40	37.5	23.1%	29.8
11/01/2026 09:00:00	36.2	15	18	40	37.5	22.2%	28.0
11/01/2026 10:00:00	31.2	35	41	35	0.0	0.0%	26.7
11/01/2026 11:00:00	35.0	37	44	45	39.6	15.9%	28.8
11/01/2026 12:00:00	32.5	57	67	45	40.0	9.0%	27.3
11/01/2026 13:00:00	29.6	79	93	40	37.5	1.1%	25.8
11/01/2026 14:00:00	33.6	55	65	40	37.5	9.2%	27.4
11/01/2026 15:00:00	30.0	46	54	45	42.5	1.9%	25.1
11/01/2026 16:00:00	33.8	75	88	45	38.1	10.2%	27.6
11/01/2026 17:00:00	31.7	66	78	45	40.0	2.6%	27.1
11/01/2026 18:00:00	33.6	48	57	40	37.5	7.0%	27.9
11/01/2026 19:00:00	34.2	22	26	40	37.5	7.7%	29.0
11/01/2026 20:00:00	33.8	21	25	45	42.5	4.0%	30.0
11/01/2026 21:00:00	36.7	11	13	40	37.5	23.1%	31.2
11/01/2026 22:00:00	38.3	13	15	40	37.5	40.0%	31.4
11/01/2026 23:00:00	40.0	8	9	50	40.8	33.3%	31.4
12/01/2026 00:00:00	30.0	3	4	45	42.5	25.0%	31.0
12/01/2026 01:00:00	40.0	2	2	40	37.5	50.0%	34.5
12/01/2026 02:00:00	45.0	2	2	45	42.5	100.0%	42.0
12/01/2026 03:00:00	0.0	0	0	0	0.0	0.0%	0.0
12/01/2026 04:00:00	30.0	1	1	30	0.0	0.0%	27.0
12/01/2026 05:00:00	35.0	2	2	35	0.0	0.0%	29.5
12/01/2026 06:00:00	35.0	3	4	40	37.5	25.0%	29.5
12/01/2026 07:00:00	38.8	48	57	50	41.3	21.1%	30.7
12/01/2026 08:00:00	32.8	115	135	45	38.2	5.2%	27.2
12/01/2026 09:00:00	29.9	156	184	45	38.0	5.4%	25.9

12/01/2026 10:00:00	33.0	88	103	50	40.8	5.8%	27.3
12/01/2026 11:00:00	33.6	79	93	50	40.6	8.6%	28.0
12/01/2026 12:00:00	32.3	78	92	45	38.2	7.6%	26.8
12/01/2026 13:00:00	30.4	91	107	45	38.5	4.7%	26.1
12/01/2026 14:00:00	33.0	105	123	50	40.0	6.5%	27.5
12/01/2026 15:00:00	29.4	80	94	40	37.5	4.3%	24.8
12/01/2026 16:00:00	32.2	145	171	45	38.5	8.8%	26.3
12/01/2026 17:00:00	29.9	151	178	45	38.3	3.4%	25.9
12/01/2026 18:00:00	31.8	131	154	45	38.2	4.5%	26.6
12/01/2026 19:00:00	31.5	90	106	45	40.0	1.9%	25.8
12/01/2026 20:00:00	33.8	32	38	45	38.8	10.5%	27.8
12/01/2026 21:00:00	32.5	28	33	50	41.3	12.1%	26.4
12/01/2026 22:00:00	35.0	12	14	40	37.5	14.3%	30.9
12/01/2026 23:00:00	35.0	3	3	35	0.0	0.0%	30.3
13/01/2026 00:00:00	35.0	4	5	40	37.5	20.0%	28.0
13/01/2026 01:00:00	30.0	3	4	55	52.5	25.0%	33.5
13/01/2026 02:00:00	0.0	0	0	0	0.0	0.0%	0.0
13/01/2026 03:00:00	40.0	1	1	40	37.5	100.0%	37.0
13/01/2026 04:00:00	30.0	2	2	30	0.0	0.0%	24.5
13/01/2026 05:00:00	45.0	2	2	45	42.5	50.0%	37.0
13/01/2026 06:00:00	30.0	5	6	35	0.0	0.0%	27.0
13/01/2026 07:00:00	35.8	49	58	50	40.5	17.2%	30.7
13/01/2026 08:00:00	31.1	96	113	40	37.5	5.3%	25.7
13/01/2026 09:00:00	29.5	200	235	45	39.2	3.8%	25.2
13/01/2026 10:00:00	29.9	75	88	45	38.3	6.8%	26.2
13/01/2026 11:00:00	29.7	91	107	45	39.2	2.8%	26.0
13/01/2026 12:00:00	31.2	74	87	45	39.2	3.4%	27.0
13/01/2026 13:00:00	31.7	71	83	40	37.5	2.4%	26.7
13/01/2026 14:00:00	30.7	77	91	45	40.0	2.2%	26.6
13/01/2026 15:00:00	30.8	99	117	55	39.6	6.0%	26.5
13/01/2026 16:00:00	30.0	179	211	40	37.5	3.3%	25.7
13/01/2026 17:00:00	31.1	114	134	50	39.5	3.7%	25.3
13/01/2026 18:00:00	29.5	91	107	40	37.5	2.8%	25.7
13/01/2026 19:00:00	32.8	65	77	45	40.0	5.2%	27.1
13/01/2026 20:00:00	33.8	44	52	50	40.5	9.6%	28.8
13/01/2026 21:00:00	35.0	26	30	40	37.5	13.3%	28.0
13/01/2026 22:00:00	32.0	31	36	40	37.5	5.6%	25.6
13/01/2026 23:00:00	37.5	14	17	45	40.0	23.5%	29.9
14/01/2026 00:00:00	40.0	4	5	45	40.0	40.0%	32.0
14/01/2026 01:00:00	40.0	3	3	40	37.5	66.7%	35.7
14/01/2026 02:00:00	35.0	2	2	35	0.0	0.0%	29.5
14/01/2026 03:00:00	30.0	2	2	30	0.0	0.0%	24.5
14/01/2026 04:00:00	35.0	3	3	35	0.0	0.0%	29.0
14/01/2026 05:00:00	35.0	3	3	35	0.0	0.0%	27.0
14/01/2026 06:00:00	32.5	6	7	35	0.0	0.0%	28.1
14/01/2026 07:00:00	38.3	35	41	50	40.0	24.4%	30.9
14/01/2026 08:00:00	31.2	105	123	40	37.5	4.9%	26.3
14/01/2026 09:00:00	30.7	158	186	45	39.7	4.8%	25.8

14/01/2026 10:00:00	32.9	68	80	45	38.8	5.0%	27.1
14/01/2026 11:00:00	31.1	84	99	40	37.5	8.1%	26.0
14/01/2026 12:00:00	31.9	70	82	45	38.8	4.9%	26.4
14/01/2026 13:00:00	31.1	106	125	45	40.5	4.0%	26.4
14/01/2026 14:00:00	31.8	87	102	45	40.8	5.9%	27.0
14/01/2026 15:00:00	33.1	100	118	40	37.5	5.1%	28.2
14/01/2026 16:00:00	31.2	182	214	40	37.5	1.4%	25.7
14/01/2026 17:00:00	30.4	162	190	50	38.9	3.7%	25.5
14/01/2026 18:00:00	31.9	120	141	40	37.5	4.3%	26.5
14/01/2026 19:00:00	33.0	94	111	40	37.5	4.5%	27.9
14/01/2026 20:00:00	32.9	51	60	50	40.0	6.7%	26.9
14/01/2026 21:00:00	33.8	30	35	40	37.5	8.6%	27.7
14/01/2026 22:00:00	35.0	19	22	50	40.8	13.6%	27.9
14/01/2026 23:00:00	40.0	8	9	45	40.0	22.2%	27.7
15/01/2026 00:00:00	45.0	7	8	50	44.2	37.5%	34.0
15/01/2026 01:00:00	32.5	7	8	35	0.0	0.0%	27.4
15/01/2026 02:00:00	30.0	1	1	30	0.0	0.0%	27.0
15/01/2026 03:00:00	40.0	1	1	40	37.5	100.0%	37.0
15/01/2026 04:00:00	45.0	1	1	45	42.5	100.0%	42.0
15/01/2026 05:00:00	35.0	3	4	50	47.5	25.0%	33.3
15/01/2026 06:00:00	35.0	3	3	35	0.0	0.0%	28.7
15/01/2026 07:00:00	37.2	52	61	45	39.0	21.3%	31.0
15/01/2026 08:00:00	32.1	99	117	40	37.5	5.1%	26.4
15/01/2026 09:00:00	29.5	181	213	45	38.2	3.3%	25.0
15/01/2026 10:00:00	30.4	65	77	40	37.5	1.3%	26.6
15/01/2026 11:00:00	30.0	99	116	40	37.5	4.3%	26.4
15/01/2026 12:00:00	31.9	83	98	50	40.0	4.1%	26.5
15/01/2026 13:00:00	32.6	105	123	45	38.1	7.3%	27.0
15/01/2026 14:00:00	29.9	102	120	45	38.3	5.0%	26.6
15/01/2026 15:00:00	31.4	125	147	40	37.5	2.7%	25.5
15/01/2026 16:00:00	32.6	170	200	45	38.0	9.5%	26.6
15/01/2026 17:00:00	29.8	122	143	40	37.5	2.1%	25.6
15/01/2026 18:00:00	29.8	106	125	40	37.5	3.2%	26.1
15/01/2026 19:00:00	32.6	73	86	40	37.5	5.8%	27.5
15/01/2026 20:00:00	31.7	38	45	40	37.5	2.2%	26.2
15/01/2026 21:00:00	33.3	26	30	40	37.5	6.7%	26.7
15/01/2026 22:00:00	30.0	20	23	40	37.5	4.3%	26.2
15/01/2026 23:00:00	33.3	6	7	35	0.0	0.0%	29.1
16/01/2026 00:00:00	33.8	8	9	35	0.0	0.0%	28.8
16/01/2026 01:00:00	40.0	5	6	45	40.0	33.3%	29.7
16/01/2026 02:00:00	35.0	2	2	35	0.0	0.0%	27.0
16/01/2026 03:00:00	50.0	1	1	50	47.5	100.0%	47.0
16/01/2026 04:00:00	0.0	0	0	0	0.0	0.0%	0.0
16/01/2026 05:00:00	37.5	5	6	40	37.5	33.3%	30.5
16/01/2026 06:00:00	40.0	14	16	50	42.5	18.8%	31.3
16/01/2026 07:00:00	37.1	37	43	45	38.6	20.9%	29.7
16/01/2026 08:00:00	32.8	95	112	45	38.5	8.9%	27.1
16/01/2026 09:00:00	29.6	185	218	40	37.5	2.3%	25.4

16/01/2026 10:00:00	31.6	86	101	45	38.8	4.0%	26.4
16/01/2026 11:00:00	29.9	78	92	45	39.2	3.3%	26.2
16/01/2026 12:00:00	32.5	88	104	40	37.5	6.7%	26.9
16/01/2026 13:00:00	32.6	92	108	45	38.5	4.6%	26.9
16/01/2026 14:00:00	32.9	119	140	45	39.0	7.1%	27.4
16/01/2026 15:00:00	31.7	143	168	40	37.5	2.4%	26.4
16/01/2026 16:00:00	32.2	176	207	45	38.2	7.2%	26.4
16/01/2026 17:00:00	31.4	150	177	40	37.5	5.1%	26.1
16/01/2026 18:00:00	32.9	106	125	40	37.5	3.2%	27.4
16/01/2026 19:00:00	32.8	74	87	40	37.5	2.3%	27.0
16/01/2026 20:00:00	35.0	41	48	50	41.1	14.6%	29.2
16/01/2026 21:00:00	37.5	35	41	50	40.6	19.5%	30.3
16/01/2026 22:00:00	38.8	20	23	45	39.2	26.1%	30.3
16/01/2026 23:00:00	36.7	12	14	40	37.5	21.4%	30.7
17/01/2026 00:00:00	35.0	8	9	40	37.5	11.1%	28.9
17/01/2026 01:00:00	35.0	4	5	40	37.5	20.0%	30.2
17/01/2026 02:00:00	32.5	3	4	35	0.0	0.0%	29.5
17/01/2026 03:00:00	0.0	0	0	0	0.0	0.0%	0.0
17/01/2026 04:00:00	40.0	1	1	40	37.5	100.0%	37.0
17/01/2026 05:00:00	40.0	2	2	40	37.5	50.0%	32.0
17/01/2026 06:00:00	33.3	4	5	35	0.0	0.0%	30.0
17/01/2026 07:00:00	43.3	12	14	50	41.7	42.9%	34.3
17/01/2026 08:00:00	33.1	24	28	40	37.5	3.6%	28.2
17/01/2026 09:00:00	34.1	38	45	45	39.5	11.1%	28.3
17/01/2026 10:00:00	34.2	47	55	50	40.0	10.9%	28.7
17/01/2026 11:00:00	32.5	91	107	45	38.8	7.5%	27.3
17/01/2026 12:00:00	31.7	77	91	40	37.5	6.6%	26.7
17/01/2026 13:00:00	32.2	99	116	40	37.5	6.0%	27.0
17/01/2026 14:00:00	33.3	86	101	45	38.2	6.9%	27.9
17/01/2026 15:00:00	31.4	71	84	45	38.5	6.0%	27.1
17/01/2026 16:00:00	33.8	59	69	40	37.5	7.2%	28.1
17/01/2026 17:00:00	33.6	73	86	50	39.6	8.1%	28.3
17/01/2026 18:00:00	29.4	77	91	35	0.0	0.0%	23.6
17/01/2026 19:00:00	33.2	58	68	55	41.5	7.4%	27.6
17/01/2026 20:00:00	36.9	37	43	45	38.1	20.9%	28.5
17/01/2026 21:00:00	32.0	20	24	40	37.5	4.2%	27.1
17/01/2026 22:00:00	33.8	20	23	40	37.5	8.7%	26.2
17/01/2026 23:00:00	32.5	8	10	35	0.0	0.0%	29.1
18/01/2026 00:00:00	31.7	8	10	35	0.0	0.0%	26.6
18/01/2026 01:00:00	0.0	0	0	0	0.0	0.0%	0.0
18/01/2026 02:00:00	0.0	0	0	0	0.0	0.0%	0.0
18/01/2026 03:00:00	40.0	2	2	40	37.5	50.0%	34.5
18/01/2026 04:00:00	0.0	0	0	0	0.0	0.0%	0.0
18/01/2026 05:00:00	40.0	2	2	40	37.5	50.0%	34.5
18/01/2026 06:00:00	0.0	0	0	0	0.0	0.0%	0.0
18/01/2026 07:00:00	35.0	3	4	45	42.5	25.0%	34.8
18/01/2026 08:00:00	35.0	22	26	40	37.5	15.4%	28.0
18/01/2026 09:00:00	36.4	31	37	45	38.1	21.6%	30.2

18/01/2026 10:00:00	33.8	64	75	45	38.2	9.3%	28.3
18/01/2026 11:00:00	32.5	99	116	45	38.3	5.2%	26.7
18/01/2026 12:00:00	31.6	121	142	45	38.8	5.6%	26.6
18/01/2026 13:00:00	33.8	99	116	45	39.2	10.3%	27.9
18/01/2026 14:00:00	32.6	91	107	40	37.5	3.7%	27.4
18/01/2026 15:00:00	33.3	74	87	40	37.5	8.0%	27.7
18/01/2026 16:00:00	31.9	103	121	45	38.9	5.8%	26.8
18/01/2026 17:00:00	33.3	74	87	40	37.5	6.9%	27.4
18/01/2026 18:00:00	34.1	54	63	40	37.5	9.5%	28.1
18/01/2026 19:00:00	33.1	32	38	45	39.2	7.9%	27.9
18/01/2026 20:00:00	34.1	39	46	45	40.0	8.7%	29.6
18/01/2026 21:00:00	31.7	24	28	45	40.0	7.1%	27.4
18/01/2026 22:00:00	35.0	14	16	40	37.5	12.5%	26.2
18/01/2026 23:00:00	35.0	4	5	40	37.5	20.0%	30.0
19/01/2026 00:00:00	40.0	4	5	50	42.5	40.0%	31.0
19/01/2026 01:00:00	35.0	1	1	35	0.0	0.0%	32.0
19/01/2026 02:00:00	35.0	1	1	35	0.0	0.0%	32.0
19/01/2026 03:00:00	0.0	0	0	0	0.0	0.0%	0.0
19/01/2026 04:00:00	30.0	3	3	30	0.0	0.0%	22.0
19/01/2026 05:00:00	45.0	3	3	45	40.0	66.7%	35.3
19/01/2026 06:00:00	40.0	6	7	45	39.2	42.9%	32.0
19/01/2026 07:00:00	38.1	42	50	45	39.4	26.0%	30.4
19/01/2026 08:00:00	32.1	110	129	45	38.9	5.4%	26.7
19/01/2026 09:00:00	31.1	192	226	40	37.5	2.7%	25.9
19/01/2026 10:00:00	32.2	85	100	45	39.2	6.0%	26.9
19/01/2026 11:00:00	30.0	94	111	45	40.0	1.8%	26.2
19/01/2026 12:00:00	32.8	69	81	45	39.5	6.2%	28.0
19/01/2026 13:00:00	32.2	79	93	50	40.5	5.4%	27.1
19/01/2026 14:00:00	32.1	89	105	45	38.3	5.7%	27.1
19/01/2026 15:00:00	32.8	104	122	50	38.8	6.6%	27.2
19/01/2026 16:00:00	32.2	147	173	50	38.8	4.6%	27.0
19/01/2026 17:00:00	31.6	173	204	45	38.3	5.9%	26.4
19/01/2026 18:00:00	32.6	139	163	45	38.4	6.7%	26.9
19/01/2026 19:00:00	33.7	72	85	40	37.5	10.6%	28.1
19/01/2026 20:00:00	33.0	36	42	45	40.0	4.8%	27.5
19/01/2026 21:00:00	34.4	29	34	45	38.8	11.8%	28.9
19/01/2026 22:00:00	34.4	10	12	40	37.5	8.3%	31.3
19/01/2026 23:00:00	42.5	5	6	45	40.8	50.0%	35.5
20/01/2026 00:00:00	41.7	8	10	45	42.5	30.0%	32.0
20/01/2026 01:00:00	40.0	2	2	40	37.5	50.0%	29.5
20/01/2026 02:00:00	0.0	0	0	0	0.0	0.0%	0.0
20/01/2026 03:00:00	30.0	1	1	30	0.0	0.0%	27.0
20/01/2026 04:00:00	0.0	0	0	0	0.0	0.0%	0.0
20/01/2026 05:00:00	35.0	1	1	35	0.0	0.0%	32.0
20/01/2026 06:00:00	35.0	12	14	45	40.0	14.3%	30.4
20/01/2026 07:00:00	34.7	76	90	50	41.0	14.4%	29.0
20/01/2026 08:00:00	33.1	140	165	50	38.7	7.9%	27.6
20/01/2026 09:00:00	29.6	173	204	40	37.5	2.0%	25.5

20/01/2026 10:00:00	31.5	95	112	45	40.8	2.7%	26.7
20/01/2026 11:00:00	30.4	88	104	50	40.0	3.8%	25.6
20/01/2026 12:00:00	29.9	86	101	45	38.8	4.0%	25.4
20/01/2026 13:00:00	33.0	83	98	40	37.5	6.1%	27.3
20/01/2026 14:00:00	33.4	80	94	45	38.6	9.6%	27.2
20/01/2026 15:00:00	31.8	100	118	50	40.0	5.1%	26.6
20/01/2026 16:00:00	29.6	179	211	40	37.5	1.4%	25.6
20/01/2026 17:00:00	32.7	162	191	40	37.5	7.9%	26.7
20/01/2026 18:00:00	32.9	156	183	45	38.0	6.0%	26.9
20/01/2026 19:00:00	33.7	75	88	50	40.8	6.8%	28.4
20/01/2026 20:00:00	33.8	57	67	40	37.5	6.0%	28.0
20/01/2026 21:00:00	40.0	24	28	45	40.0	28.6%	31.5
20/01/2026 22:00:00	33.8	18	21	40	37.5	9.5%	28.3
20/01/2026 23:00:00	33.8	13	15	40	37.5	6.7%	27.6
21/01/2026 00:00:00	40.0	7	8	45	40.0	25.0%	30.9
21/01/2026 01:00:00	0.0	0	0	0	0.0	0.0%	0.0
21/01/2026 02:00:00	30.0	3	3	30	0.0	0.0%	22.0
21/01/2026 03:00:00	0.0	0	0	0	0.0	0.0%	0.0
21/01/2026 04:00:00	0.0	0	0	0	0.0	0.0%	0.0
21/01/2026 05:00:00	45.0	3	3	45	42.5	33.3%	33.7
21/01/2026 06:00:00	35.0	6	7	40	37.5	14.3%	30.7
21/01/2026 07:00:00	37.0	43	51	45	40.0	19.6%	29.6
21/01/2026 08:00:00	30.6	105	124	45	38.8	3.2%	26.8
21/01/2026 09:00:00	29.5	187	220	45	38.8	1.8%	25.4
21/01/2026 10:00:00	30.8	81	95	40	37.5	4.2%	25.9
21/01/2026 11:00:00	29.7	65	76	40	37.5	1.3%	25.6
21/01/2026 12:00:00	30.5	76	90	45	40.0	4.4%	26.1
21/01/2026 13:00:00	31.2	96	113	40	37.5	3.5%	26.2
21/01/2026 14:00:00	32.1	85	100	50	40.4	7.0%	27.3
21/01/2026 15:00:00	31.4	116	136	45	38.5	3.7%	26.8
21/01/2026 16:00:00	31.6	156	184	40	37.5	4.3%	26.8
21/01/2026 17:00:00	30.2	190	223	45	38.6	4.0%	26.1
21/01/2026 18:00:00	33.5	95	112	45	39.0	8.9%	27.5
21/01/2026 19:00:00	33.8	89	105	45	39.0	9.5%	27.9
21/01/2026 20:00:00	33.6	42	50	45	41.3	8.0%	28.3
21/01/2026 21:00:00	32.0	36	42	40	37.5	7.1%	26.6
21/01/2026 22:00:00	33.6	20	23	40	37.5	4.3%	28.0
21/01/2026 23:00:00	40.0	4	5	50	42.5	40.0%	34.2
22/01/2026 00:00:00	35.0	8	10	45	40.0	20.0%	30.7
22/01/2026 01:00:00	0.0	0	0	0	0.0	0.0%	0.0
22/01/2026 02:00:00	32.5	3	4	35	0.0	0.0%	27.0
22/01/2026 03:00:00	25.0	1	1	25	0.0	0.0%	22.0
22/01/2026 04:00:00	0.0	0	0	0	0.0	0.0%	0.0
22/01/2026 05:00:00	35.0	3	4	40	37.5	25.0%	32.0
22/01/2026 06:00:00	35.0	10	12	40	37.5	16.7%	28.4
22/01/2026 07:00:00	38.3	46	54	50	40.0	25.9%	30.2
22/01/2026 08:00:00	33.4	116	137	50	41.7	9.5%	27.6
22/01/2026 09:00:00	30.0	173	204	50	39.0	4.9%	26.1

22/01/2026 10:00:00	30.0	86	101	45	39.2	3.0%	25.7
22/01/2026 11:00:00	29.3	86	101	40	37.5	2.0%	25.2
22/01/2026 12:00:00	30.4	73	86	35	0.0	0.0%	25.8
22/01/2026 13:00:00	29.8	106	125	45	41.3	3.2%	25.2
22/01/2026 14:00:00	29.9	82	97	40	37.5	2.1%	26.1
22/01/2026 15:00:00	31.3	108	127	45	38.5	3.9%	26.1
22/01/2026 16:00:00	31.3	159	187	45	38.3	3.2%	26.1
22/01/2026 17:00:00	31.2	126	148	45	38.3	8.1%	26.1
22/01/2026 18:00:00	32.0	119	140	45	38.5	3.6%	26.4
22/01/2026 19:00:00	33.3	71	83	45	39.5	6.0%	27.0
22/01/2026 20:00:00	33.5	44	52	45	40.5	9.6%	27.8
22/01/2026 21:00:00	37.7	31	37	45	37.9	32.4%	31.3
22/01/2026 22:00:00	36.7	14	16	40	37.5	18.8%	28.4
22/01/2026 23:00:00	34.2	8	10	45	42.5	10.0%	31.7
23/01/2026 00:00:00	35.0	8	10	45	40.0	20.0%	27.0
23/01/2026 01:00:00	0.0	0	0	0	0.0	0.0%	0.0
23/01/2026 02:00:00	0.0	0	0	0	0.0	0.0%	0.0
23/01/2026 03:00:00	40.0	2	2	40	37.5	50.0%	34.5
23/01/2026 04:00:00	45.0	1	1	45	42.5	100.0%	42.0
23/01/2026 05:00:00	35.0	4	5	40	37.5	20.0%	30.0
23/01/2026 06:00:00	40.0	8	9	45	39.2	33.3%	33.1
23/01/2026 07:00:00	37.0	48	57	45	38.7	22.8%	30.3
23/01/2026 08:00:00	30.0	110	129	40	37.5	2.3%	25.9
23/01/2026 09:00:00	30.7	148	174	45	39.2	1.7%	26.2
23/01/2026 10:00:00	31.4	84	99	45	38.5	5.1%	26.4
23/01/2026 11:00:00	29.7	94	110	40	37.5	1.8%	25.7
23/01/2026 12:00:00	32.4	82	96	45	38.5	5.2%	26.9
23/01/2026 13:00:00	31.0	100	118	45	40.0	5.1%	26.6
23/01/2026 14:00:00	30.5	127	149	40	37.5	3.4%	26.2
23/01/2026 15:00:00	32.1	114	134	50	40.0	6.0%	26.9
23/01/2026 16:00:00	30.6	171	201	45	38.3	3.0%	25.9
23/01/2026 17:00:00	29.8	160	188	50	39.5	2.7%	25.5
23/01/2026 18:00:00	30.9	88	104	45	39.2	2.9%	26.1
23/01/2026 19:00:00	32.4	61	72	40	37.5	2.8%	27.1
23/01/2026 20:00:00	37.5	35	41	45	38.5	24.4%	29.2
23/01/2026 21:00:00	33.0	37	43	40	37.5	4.7%	26.7
23/01/2026 22:00:00	34.4	16	19	45	40.0	10.5%	30.1
23/01/2026 23:00:00	33.8	16	19	60	47.5	10.5%	29.3
24/01/2026 00:00:00	30.0	5	6	35	0.0	0.0%	26.3
24/01/2026 01:00:00	32.5	4	5	35	0.0	0.0%	28.0
24/01/2026 02:00:00	40.0	4	5	45	40.0	40.0%	33.0
24/01/2026 03:00:00	40.0	1	1	40	37.5	100.0%	37.0
24/01/2026 04:00:00	45.0	1	1	45	42.5	100.0%	42.0
24/01/2026 05:00:00	30.0	1	1	30	0.0	0.0%	27.0
24/01/2026 06:00:00	38.8	13	15	45	38.5	33.3%	30.5
24/01/2026 07:00:00	40.0	14	17	45	40.0	35.3%	32.5
24/01/2026 08:00:00	33.3	24	28	45	42.5	10.7%	28.0
24/01/2026 09:00:00	33.2	38	45	45	39.2	6.7%	28.1

24/01/2026 10:00:00	34.4	77	91	45	37.9	13.2%	28.2
24/01/2026 11:00:00	32.8	87	102	45	38.3	5.9%	27.1
24/01/2026 12:00:00	31.8	102	120	45	40.0	3.3%	26.4
24/01/2026 13:00:00	33.8	92	108	45	38.1	8.3%	28.3
24/01/2026 14:00:00	33.4	76	89	45	38.9	7.9%	27.6
24/01/2026 15:00:00	33.0	102	120	40	37.5	5.8%	27.3
24/01/2026 16:00:00	33.3	88	104	45	38.5	9.6%	26.6
24/01/2026 17:00:00	33.0	100	118	50	39.6	5.9%	27.6
24/01/2026 18:00:00	32.3	69	81	40	37.5	6.2%	26.7
24/01/2026 19:00:00	35.7	54	64	50	39.8	17.2%	28.5
24/01/2026 20:00:00	33.8	36	42	45	38.8	9.5%	28.4
24/01/2026 21:00:00	36.7	27	32	45	40.0	18.8%	29.4
24/01/2026 22:00:00	37.0	16	19	40	37.5	26.3%	28.8
24/01/2026 23:00:00	36.7	11	13	40	37.5	23.1%	28.7
25/01/2026 00:00:00	32.5	14	17	50	47.5	5.9%	27.2
25/01/2026 01:00:00	37.5	3	4	40	37.5	50.0%	32.0
25/01/2026 02:00:00	0.0	0	0	0	0.0	0.0%	0.0
25/01/2026 03:00:00	45.0	3	3	45	42.5	33.3%	32.3
25/01/2026 04:00:00	0.0	0	0	0	0.0	0.0%	0.0
25/01/2026 05:00:00	40.0	1	1	40	37.5	100.0%	37.0
25/01/2026 06:00:00	37.5	3	4	40	37.5	50.0%	35.0
25/01/2026 07:00:00	40.0	7	8	45	38.8	50.0%	33.9
25/01/2026 08:00:00	37.0	23	27	45	38.3	22.2%	29.1
25/01/2026 09:00:00	37.5	26	30	45	40.5	16.7%	28.9
25/01/2026 10:00:00	34.0	71	83	45	38.6	10.8%	28.0
25/01/2026 11:00:00	32.4	98	115	45	40.0	3.5%	26.4
25/01/2026 12:00:00	33.5	88	104	45	38.0	9.6%	27.3
25/01/2026 13:00:00	32.8	98	115	45	39.6	6.1%	27.9
25/01/2026 14:00:00	32.7	89	105	40	37.5	1.0%	27.2
25/01/2026 15:00:00	31.2	91	107	45	38.8	3.7%	26.0
25/01/2026 16:00:00	33.3	82	96	45	39.7	9.4%	27.3
25/01/2026 17:00:00	32.9	75	88	40	37.5	5.7%	28.0
25/01/2026 18:00:00	34.2	52	61	40	37.5	9.8%	28.6
25/01/2026 19:00:00	33.8	39	46	45	38.8	8.7%	28.1
25/01/2026 20:00:00	33.6	34	40	50	40.8	7.5%	27.5
25/01/2026 21:00:00	42.0	15	18	45	41.7	33.3%	32.5
25/01/2026 22:00:00	35.0	12	14	40	37.5	14.3%	29.7
25/01/2026 23:00:00	37.5	7	8	40	37.5	25.0%	29.5
26/01/2026 00:00:00	50.0	3	3	50	47.5	33.3%	33.7
26/01/2026 01:00:00	0.0	0	0	0	0.0	0.0%	0.0
26/01/2026 02:00:00	0.0	0	0	0	0.0	0.0%	0.0
26/01/2026 03:00:00	0.0	0	0	0	0.0	0.0%	0.0
26/01/2026 04:00:00	40.0	2	2	40	37.5	50.0%	32.0
26/01/2026 05:00:00	45.0	3	3	45	42.5	33.3%	33.7
26/01/2026 06:00:00	35.0	4	5	40	37.5	20.0%	29.0
26/01/2026 07:00:00	36.7	49	58	45	39.8	19.0%	30.2
26/01/2026 08:00:00	32.6	116	137	45	38.1	5.8%	27.1
26/01/2026 09:00:00	29.7	173	203	45	40.0	1.0%	25.4

26/01/2026 10:00:00	30.4	81	95	50	40.8	3.2%	25.7
26/01/2026 11:00:00	29.9	88	104	45	38.8	3.8%	25.3
26/01/2026 12:00:00	31.9	103	121	40	37.5	5.8%	26.4
26/01/2026 13:00:00	31.7	99	116	40	37.5	2.6%	25.9
26/01/2026 14:00:00	31.6	82	97	50	41.3	4.1%	26.8
26/01/2026 15:00:00	32.7	112	132	45	38.0	7.6%	27.0
26/01/2026 16:00:00	30.2	173	203	40	37.5	3.0%	25.3
26/01/2026 17:00:00	31.4	167	196	45	38.6	4.6%	25.8
26/01/2026 18:00:00	32.3	140	165	45	38.9	4.2%	26.6
26/01/2026 19:00:00	33.1	76	90	45	38.8	8.9%	26.8
26/01/2026 20:00:00	35.0	42	50	45	40.6	16.0%	30.4
26/01/2026 21:00:00	34.4	19	22	40	37.5	9.1%	29.5
26/01/2026 22:00:00	35.0	14	16	45	40.0	12.5%	28.3
26/01/2026 23:00:00	35.0	3	4	45	42.5	25.0%	32.0
27/01/2026 00:00:00	40.0	5	6	50	42.5	33.3%	32.8
27/01/2026 01:00:00	40.0	4	5	45	39.2	60.0%	35.0
27/01/2026 02:00:00	50.0	1	1	50	47.5	100.0%	47.0
27/01/2026 03:00:00	0.0	0	0	0	0.0	0.0%	0.0
27/01/2026 04:00:00	0.0	0	0	0	0.0	0.0%	0.0
27/01/2026 05:00:00	50.0	2	2	50	47.5	50.0%	39.5
27/01/2026 06:00:00	30.0	3	4	40	37.5	25.0%	27.3
27/01/2026 07:00:00	35.0	43	51	45	38.8	15.7%	29.0
27/01/2026 08:00:00	29.4	112	132	45	39.2	2.3%	25.5
27/01/2026 09:00:00	30.9	128	150	45	38.8	5.3%	25.6
27/01/2026 10:00:00	33.2	72	85	40	37.5	7.1%	27.4
27/01/2026 11:00:00	32.7	70	82	40	37.5	7.3%	26.9
27/01/2026 12:00:00	30.8	70	82	45	40.0	2.4%	26.6
27/01/2026 13:00:00	33.7	90	106	45	38.4	10.4%	27.6
27/01/2026 14:00:00	31.5	89	105	45	38.9	6.7%	26.6
27/01/2026 15:00:00	31.2	85	100	45	40.0	2.0%	25.6
27/01/2026 16:00:00	32.2	132	155	40	37.5	5.8%	27.1
27/01/2026 17:00:00	30.8	149	175	40	37.5	3.4%	26.0
27/01/2026 18:00:00	31.8	100	118	40	37.5	3.4%	27.1
27/01/2026 19:00:00	33.6	75	88	50	40.5	5.7%	28.3
27/01/2026 20:00:00	33.8	38	45	45	38.5	11.1%	27.8
27/01/2026 21:00:00	40.0	20	23	45	39.4	34.8%	31.4
27/01/2026 22:00:00	32.5	16	19	50	47.5	5.3%	27.9
27/01/2026 23:00:00	33.3	10	12	40	37.5	8.3%	28.3
28/01/2026 00:00:00	35.0	4	5	40	37.5	20.0%	32.0
28/01/2026 01:00:00	40.0	4	5	45	40.0	40.0%	33.0
28/01/2026 02:00:00	45.0	2	2	45	40.0	100.0%	39.5
28/01/2026 03:00:00	0.0	0	0	0	0.0	0.0%	0.0
28/01/2026 04:00:00	0.0	0	0	0	0.0	0.0%	0.0
28/01/2026 05:00:00	30.0	1	1	30	0.0	0.0%	27.0
28/01/2026 06:00:00	32.5	5	6	35	0.0	0.0%	28.0
28/01/2026 07:00:00	40.8	32	38	50	41.1	28.9%	32.1
28/01/2026 08:00:00	32.5	138	162	45	38.8	4.9%	27.2
28/01/2026 09:00:00	31.1	184	216	45	39.0	4.6%	26.2

28/01/2026 10:00:00	32.9	79	93	45	39.5	5.4%	27.2
28/01/2026 11:00:00	32.5	77	91	45	38.9	7.7%	27.0
28/01/2026 12:00:00	30.8	85	100	50	40.0	4.0%	25.7
28/01/2026 13:00:00	32.5	110	130	45	38.9	5.4%	27.0
28/01/2026 14:00:00	32.2	107	126	45	38.5	4.0%	27.0
28/01/2026 15:00:00	30.6	119	140	50	40.0	4.3%	26.0
28/01/2026 16:00:00	33.1	147	173	55	39.4	7.5%	27.2
28/01/2026 17:00:00	32.6	178	210	45	37.9	6.2%	26.8
28/01/2026 18:00:00	32.0	125	147	40	37.5	4.8%	26.7
28/01/2026 19:00:00	33.6	78	92	45	38.8	8.7%	28.7
28/01/2026 20:00:00	33.3	61	72	45	39.2	8.3%	27.8
28/01/2026 21:00:00	34.3	24	28	40	37.5	10.7%	27.9
28/01/2026 22:00:00	35.0	15	18	40	37.5	16.7%	28.8
28/01/2026 23:00:00	35.0	16	19	45	40.8	15.8%	29.8
29/01/2026 00:00:00	33.3	8	10	40	37.5	10.0%	29.2
29/01/2026 01:00:00	30.0	6	7	50	47.5	14.3%	27.0
29/01/2026 02:00:00	35.0	1	1	35	0.0	0.0%	32.0
29/01/2026 03:00:00	0.0	0	0	0	0.0	0.0%	0.0
29/01/2026 04:00:00	0.0	0	0	0	0.0	0.0%	0.0
29/01/2026 05:00:00	30.0	1	1	30	0.0	0.0%	27.0
29/01/2026 06:00:00	30.0	4	5	35	0.0	0.0%	25.2
29/01/2026 07:00:00	37.3	56	66	50	38.8	24.2%	30.5
29/01/2026 08:00:00	31.1	105	124	45	38.5	4.0%	26.4
29/01/2026 09:00:00	31.2	166	195	45	39.5	2.6%	25.8
29/01/2026 10:00:00	32.4	94	111	45	38.8	7.2%	26.0
29/01/2026 11:00:00	31.7	87	102	45	38.5	4.9%	26.2
29/01/2026 12:00:00	32.6	91	107	40	37.5	5.6%	27.1
29/01/2026 13:00:00	31.8	95	112	45	39.2	2.7%	26.7
29/01/2026 14:00:00	32.8	99	117	45	38.5	8.5%	26.6
29/01/2026 15:00:00	31.7	123	145	45	39.5	3.4%	26.6
29/01/2026 16:00:00	32.2	158	186	45	38.0	5.9%	26.7
29/01/2026 17:00:00	31.3	173	204	45	38.8	3.9%	25.8
29/01/2026 18:00:00	32.8	128	150	55	39.2	6.0%	26.9
29/01/2026 19:00:00	32.9	83	98	40	37.5	6.1%	27.6
29/01/2026 20:00:00	35.0	35	41	50	40.8	14.6%	29.7
29/01/2026 21:00:00	34.4	22	26	40	37.5	11.5%	29.3
29/01/2026 22:00:00	34.0	20	23	40	37.5	4.3%	28.7
29/01/2026 23:00:00	33.8	10	12	40	37.5	8.3%	29.3
30/01/2026 00:00:00	35.0	4	5	40	37.5	20.0%	31.0
30/01/2026 01:00:00	35.0	5	6	40	37.5	16.7%	28.8
30/01/2026 02:00:00	50.0	1	1	50	47.5	100.0%	47.0
30/01/2026 03:00:00	35.0	2	2	35	0.0	0.0%	32.5
30/01/2026 04:00:00	0.0	0	0	0	0.0	0.0%	0.0
30/01/2026 05:00:00	35.0	3	3	35	0.0	0.0%	25.7
30/01/2026 06:00:00	40.0	4	5	45	40.0	40.0%	35.2
30/01/2026 07:00:00	35.0	52	61	45	38.6	14.8%	29.2
30/01/2026 08:00:00	32.1	107	126	50	40.4	5.6%	27.2
30/01/2026 09:00:00	32.6	185	218	45	38.4	5.0%	26.7

30/01/2026 10:00:00	32.5	103	121	55	40.6	6.6%	27.2
30/01/2026 11:00:00	31.8	99	116	50	40.5	4.3%	26.5
30/01/2026 12:00:00	33.4	99	116	45	38.1	6.9%	27.7
30/01/2026 13:00:00	32.0	99	116	40	37.5	3.4%	26.0
30/01/2026 14:00:00	32.2	94	110	45	39.5	4.5%	27.0
30/01/2026 15:00:00	31.6	138	162	50	39.5	3.1%	26.7
30/01/2026 16:00:00	32.1	152	179	40	37.5	7.3%	26.9
30/01/2026 17:00:00	29.8	157	185	45	38.5	5.4%	25.4
30/01/2026 18:00:00	31.1	94	111	40	37.5	2.7%	26.3
30/01/2026 19:00:00	32.1	91	107	45	39.5	4.7%	26.9
30/01/2026 20:00:00	36.7	40	47	45	39.2	19.1%	29.9
30/01/2026 21:00:00	35.0	32	38	40	37.5	15.8%	28.4
30/01/2026 22:00:00	34.4	26	30	40	37.5	10.0%	28.7
30/01/2026 23:00:00	30.0	24	28	45	42.5	3.6%	25.5
31/01/2026 00:00:00	29.6	16	19	45	40.0	10.5%	27.2
31/01/2026 01:00:00	30.0	3	3	30	0.0	0.0%	25.7
31/01/2026 02:00:00	40.0	2	2	40	37.5	100.0%	37.0
31/01/2026 03:00:00	30.0	1	1	30	0.0	0.0%	27.0
31/01/2026 04:00:00	0.0	0	0	0	0.0	0.0%	0.0
31/01/2026 05:00:00	40.0	4	5	45	40.0	40.0%	34.2
31/01/2026 06:00:00	40.0	3	3	40	37.5	33.3%	32.0
31/01/2026 07:00:00	37.5	14	17	45	40.0	23.5%	30.9
31/01/2026 08:00:00	34.3	18	21	45	40.0	9.5%	29.8
31/01/2026 09:00:00	34.6	47	55	45	38.2	12.7%	28.7
31/01/2026 10:00:00	33.9	54	63	45	39.5	7.9%	28.2
31/01/2026 11:00:00	34.5	67	79	45	38.5	12.7%	29.0
31/01/2026 12:00:00	33.8	76	89	45	38.8	9.0%	28.4
31/01/2026 13:00:00	33.8	95	112	45	38.5	8.9%	28.0
31/01/2026 14:00:00	34.1	86	101	40	37.5	9.9%	28.7
31/01/2026 15:00:00	33.3	96	113	45	38.9	6.2%	27.2
31/01/2026 16:00:00	33.5	95	112	45	38.5	8.9%	27.7
31/01/2026 17:00:00	33.7	91	107	45	38.4	10.3%	27.4
31/01/2026 18:00:00	33.8	67	79	45	38.3	7.6%	28.5
31/01/2026 19:00:00	37.2	44	52	45	38.8	23.1%	30.3
31/01/2026 20:00:00	34.2	35	41	45	39.2	7.3%	29.2
31/01/2026 21:00:00	33.5	39	46	45	39.2	6.5%	28.6
31/01/2026 22:00:00	32.9	18	21	35	0.0	0.0%	27.5
31/01/2026 23:00:00	33.3	18	21	40	37.5	9.5%	27.9
01/02/2026 00:00:00	33.3	10	12	35	0.0	0.0%	29.3
01/02/2026 01:00:00	45.0	1	1	45	42.5	100.0%	42.0
01/02/2026 02:00:00	35.0	3	3	35	0.0	0.0%	29.0
01/02/2026 03:00:00	45.0	2	2	45	42.5	50.0%	34.5
01/02/2026 04:00:00	0.0	0	0	0	0.0	0.0%	0.0
01/02/2026 05:00:00	35.0	1	1	35	0.0	0.0%	32.0
01/02/2026 06:00:00	35.0	1	1	35	0.0	0.0%	32.0
01/02/2026 07:00:00	40.0	5	6	45	40.0	33.3%	31.2
01/02/2026 08:00:00	34.2	17	20	45	40.0	10.0%	29.2
01/02/2026 09:00:00	33.8	20	24	40	37.5	12.5%	28.0

Incoming Summary
Litcham Jan 26

from Sat-Jan-10-2026-10-00-AM to Sun-Feb-01-2026-09-59-AM

01/02/2026 10:00:00	34.8	56	66	55	40.8	13.6%	29.2

Incoming Summary
Litcham Jan 26

from Sat-Jan-10-2026-10-00-AM to Sun-Feb-01-2026-09-59-AM

Day/Time Ending	85th pctl (MPH)	85th pctl cnts	Total Cnts	Max Speed	Avg Speeder	% Speeders	Avg Speed
11/01/2026 00:00:00	33.8	599	705	50	38.9	9.4%	28.2
12/01/2026 00:00:00	33.5	617	726	50	38.7	9.0%	27.6
13/01/2026 00:00:00	32.3	1446	1701	50	39.2	6.6%	26.7
14/01/2026 00:00:00	31.3	1414	1663	55	39.2	5.2%	26.3
15/01/2026 00:00:00	32.2	1501	1766	50	39.0	5.4%	26.7
16/01/2026 00:00:00	31.6	1494	1758	50	38.3	5.3%	26.4
17/01/2026 00:00:00	32.6	1571	1848	50	38.8	6.5%	26.9
18/01/2026 00:00:00	33.1	920	1082	55	38.8	7.7%	27.4
19/01/2026 00:00:00	33.3	955	1123	50	38.5	8.2%	27.6
20/01/2026 00:00:00	32.6	1497	1761	50	38.9	6.6%	27.1
21/01/2026 00:00:00	32.4	1629	1916	50	38.9	6.1%	26.8
22/01/2026 00:00:00	31.8	1506	1772	50	39.0	5.3%	26.7
23/01/2026 00:00:00	32.0	1476	1736	50	39.3	6.2%	26.5
24/01/2026 00:00:00	31.7	1510	1776	60	39.0	5.0%	26.6
25/01/2026 00:00:00	33.6	1052	1238	50	38.9	9.5%	27.7
26/01/2026 00:00:00	33.5	918	1080	50	39.0	8.7%	27.7
27/01/2026 00:00:00	32.2	1551	1825	50	39.0	5.5%	26.5
28/01/2026 00:00:00	32.4	1313	1545	50	38.8	6.4%	26.9
29/01/2026 00:00:00	32.7	1597	1879	55	39.1	6.6%	27.1
30/01/2026 00:00:00	32.5	1562	1838	55	38.7	6.0%	26.8
31/01/2026 00:00:00	32.5	1621	1907	55	38.9	6.2%	26.9
01/02/2026 00:00:00	34.0	982	1155	45	38.6	10.0%	28.4
01/02/2026 09:59:59	34.9	105	124	55	40.3	14.5%	29.3

Incoming Weekly Counts
Litcham Jan 26

from Sat-Jan-10-2026-10-00-AM to Sun-Feb-01-2026-09-59-AM

	05/01/2026	to	11/01/2026							
	Monday	Tuesday	Wednesday	Thursday	Friday	Saturday	Sunday	Week	Weekend	Week Day 85%
Hour	05/01/2026	06/01/2026	07/01/2026	08/01/2026	09/01/2026	10/01/2026	11/01/2026	Day Avg	Avg	Avg Speed
0 - 1	*	*	*	*	*	*	4	0	4	0
1 - 2	*	*	*	*	*	*	2	0	2	0
2 - 3	*	*	*	*	*	*	1	0	1	0
3 - 4	*	*	*	*	*	*	2	0	2	0
4 - 5	*	*	*	*	*	*	0	0	0	0
5 - 6	*	*	*	*	*	*	3	0	3	0
6 - 7	*	*	*	*	*	*	4	0	4	0
7 - 8	*	*	*	*	*	*	13	0	13	0
8 - 9	*	*	*	*	*	*	18	0	18	0
9 - 10	*	*	*	*	*	*	41	0	41	0
10 - 11	*	*	*	*	*	17	44	0	30.5	0
11 - 12	*	*	*	*	*	77	67	0	72	0
12 - 13	*	*	*	*	*	75	93	0	84	0
13 - 14	*	*	*	*	*	74	65	0	69.5	0
14 - 15	*	*	*	*	*	89	54	0	71.5	0
15 - 16	*	*	*	*	*	91	88	0	89.5	0
16 - 17	*	*	*	*	*	71	78	0	74.5	0
17 - 18	*	*	*	*	*	61	57	0	59	0
18 - 19	*	*	*	*	*	50	26	0	38	0
19 - 20	*	*	*	*	*	33	25	0	29	0
20 - 21	*	*	*	*	*	28	13	0	20.5	0
21 - 22	*	*	*	*	*	13	15	0	14	0
22 - 23	*	*	*	*	*	16	9	0	12.5	0
23 - 24	*	*	*	*	*	10	4	0	7	0
Totals	0	0	0	0	0	705	726			
% of Total	0%	0%	0%	0%	0%	49.27%	50.73%			

Incoming Weekly Counts
Litcham Jan 26

from Sat-Jan-10-2026-10-00-AM to Sun-Feb-01-2026-09-59-AM

	12/01/2026	to	18/01/2026							
	Monday	Tuesday	Wednesday	Thursday	Friday	Saturday	Sunday	Week	Weekend	Week Day 85%
Hour	12/01/2026	13/01/2026	14/01/2026	15/01/2026	16/01/2026	17/01/2026	18/01/2026	Day Avg	Avg	Avg Speed
0 - 1	2	4	3	8	6	5	0	4.6	2.5	36.5
1 - 2	2	0	2	1	2	4	0	1.4	2	36.25
2 - 3	0	1	2	1	1	0	2	1	1	40
3 - 4	1	2	3	1	0	1	0	1.4	0.5	35
4 - 5	2	2	3	4	6	2	2	3.4	2	37.5
5 - 6	4	6	7	3	16	5	0	7.2	2.5	34.5
6 - 7	57	58	41	61	43	14	4	52	9	37.44
7 - 8	135	113	123	117	112	28	26	120	27	32
8 - 9	184	235	186	213	218	45	37	207.2	41	29.84
9 - 10	103	88	80	77	101	55	75	89.8	65	31.56
10 - 11	93	107	99	116	92	107	116	101.4	111.5	30.86
11 - 12	92	87	82	98	104	91	142	92.6	116.5	31.96
12 - 13	107	83	125	123	108	116	116	109.2	116	31.68
13 - 14	123	91	102	120	140	101	107	115.2	104	31.66
14 - 15	94	117	118	147	168	84	87	128.8	85.5	31.28
15 - 16	171	211	214	200	207	69	121	200.6	95	31.64
16 - 17	178	134	190	143	177	86	87	164.4	86.5	30.52
17 - 18	154	107	141	125	125	91	63	130.4	77	31.18
18 - 19	106	77	111	86	87	68	38	93.4	53	32.54
19 - 20	38	52	60	45	48	43	46	48.6	44.5	33.44
20 - 21	33	30	35	30	41	24	28	33.8	26	34.42
21 - 22	14	36	22	23	23	23	16	23.6	19.5	34.16
22 - 23	3	17	9	7	14	10	5	10	7.5	36.5
23 - 24	5	5	8	9	9	10	5	7.2	7.5	37.76
Totals	1701	1663	1766	1758	1848	1082	1123			
% of Total	15.55%	15.2%	16.14%	16.07%	16.89%	9.89%	10.26%			

Incoming Weekly Counts
Litcham Jan 26

from Sat-Jan-10-2026-10-00-AM to Sun-Feb-01-2026-09-59-AM

	19/01/2026	to	25/01/2026							
	Monday	Tuesday	Wednesday	Thursday	Friday	Saturday	Sunday	Week	Weekend	Week Day 85%
Hour	19/01/2026	20/01/2026	21/01/2026	22/01/2026	23/01/2026	24/01/2026	25/01/2026	Day Avg	Avg	Avg Speed
0 - 1	1	2	0	0	0	5	4	0.6	4.5	37.5
1 - 2	1	0	3	4	0	5	0	1.6	2.5	32.5
2 - 3	0	1	0	1	2	1	3	0.8	2	31.67
3 - 4	3	0	0	0	1	1	0	0.8	0.5	37.5
4 - 5	3	1	3	4	5	1	1	3.2	1	39
5 - 6	7	14	7	12	9	15	4	9.8	9.5	37
6 - 7	50	90	51	54	57	17	8	60.4	12.5	37.02
7 - 8	129	165	124	137	129	28	27	136.8	27.5	31.84
8 - 9	226	204	220	204	174	45	30	205.6	37.5	30.18
9 - 10	100	112	95	101	99	91	83	101.4	87	31.18
10 - 11	111	104	76	101	110	102	115	100.4	108.5	29.82
11 - 12	81	101	90	86	96	120	104	90.8	112	31.2
12 - 13	93	98	113	125	118	108	115	109.4	111.5	31.44
13 - 14	105	94	100	97	149	89	105	109	97	31.6
14 - 15	122	118	136	127	134	120	107	127.4	113.5	31.88
15 - 16	173	211	184	187	201	104	96	191.2	100	31.06
16 - 17	204	191	223	148	188	118	88	190.8	103	31.1
17 - 18	163	183	112	140	104	81	61	140.4	71	32.38
18 - 19	85	88	105	83	72	64	46	86.6	55	33.38
19 - 20	42	67	50	52	41	42	40	50.4	41	34.28
20 - 21	34	28	42	37	43	32	18	36.8	25	35.42
21 - 22	12	21	23	16	19	19	14	18.2	16.5	34.58
22 - 23	6	15	5	10	19	13	8	11	10.5	36.86
23 - 24	10	8	10	10	6	17	3	8.8	10	36.34
Totals	1761	1916	1772	1736	1776	1238	1080			
% of Total	15.61%	16.99%	15.71%	15.39%	15.75%	10.98%	9.58%			

Incoming Weekly Counts
Litcham Jan 26 from Sat-Jan-10-2026-10-00-AM to Sun-Feb-01-2026-09-59-AM

	26/01/2026	to	01/02/2026							
	Monday	Tuesday	Wednesday	Thursday	Friday	Saturday	Sunday	Week	Weekend	Week Day 85%
Hour	26/01/2026	27/01/2026	28/01/2026	29/01/2026	30/01/2026	31/01/2026	01/02/2026	Day Avg	Avg	Avg Speed
0 - 1	0	5	5	7	6	3	1	4.6	2	36.25
1 - 2	0	1	2	1	1	2	3	1	2.5	45
2 - 3	0	0	0	0	2	1	2	0.4	1.5	35
3 - 4	2	0	0	0	0	0	0	0.4	0	40
4 - 5	3	2	1	1	3	5	1	2	3	38
5 - 6	5	4	6	5	5	3	1	5	2	33.5
6 - 7	58	51	38	66	61	17	6	54.8	11.5	36.96
7 - 8	137	132	162	124	126	21	20	136.2	20.5	31.54
8 - 9	203	150	216	195	218	55	24	196.4	39.5	31.1
9 - 10	95	85	93	111	121	63	66	101	64.5	32.28
10 - 11	104	82	91	102	116	79	*	99	79	31.72
11 - 12	121	82	100	107	116	89	*	105.2	89	31.9
12 - 13	116	106	130	112	116	112	*	116	112	32.34
13 - 14	97	105	126	117	110	101	*	111	101	32.06
14 - 15	132	100	140	145	162	113	*	135.8	113	31.56
15 - 16	203	155	173	186	179	112	*	179.2	112	31.96
16 - 17	196	175	210	204	185	107	*	194	107	31.18
17 - 18	165	118	147	150	111	79	*	138.2	79	32
18 - 19	90	88	92	98	107	52	*	95	52	33.06
19 - 20	50	45	72	41	47	41	*	51	41	34.76
20 - 21	22	23	28	26	38	46	*	27.4	46	35.62
21 - 22	16	19	18	23	30	21	*	21.2	21	34.18
22 - 23	4	12	19	12	28	21	*	15	21	33.42
23 - 24	6	5	10	5	19	12	*	9	12	34.58
Totals	1825	1545	1879	1838	1907	1155	124			
% of Total	17.77%	15.04%	18.29%	17.89%	18.56%	11.24%	1.21%			

Incoming Monthly Counts
Litcham Jan 26 from Sat-Jan-10-2026-10-00-AM to Sun-Feb-01-2026-09-59-AM

	Jan 2026									
	Monday	Tuesday	Wednesday	Thursday	Friday	Saturday	Sunday	Week	Weekend	Week Day 85%
Hour								Day Avg	Avg	Avg Speed
0 - 1	3	11	8	15	12	13	8	9.8	10.5	38
1 - 2	3	1	7	6	3	11	2	4	6.5	43.66
2 - 3	0	2	2	2	5	2	6	2.2	4	37.5
3 - 4	6	2	3	1	1	2	2	2.6	2	37
4 - 5	8	5	7	9	14	8	3	8.6	5.5	39.84
5 - 6	16	24	20	20	30	23	7	22	15	36.04
6 - 7	165	199	130	181	161	48	16	167.2	32	37.24
7 - 8	401	410	409	378	367	77	66	393	71.5	31.96
8 - 9	613	589	622	612	610	145	85	609.2	115	30.18
9 - 10	298	285	268	289	321	209	199	292.2	204	31.9
10 - 11	308	293	266	319	318	305	275	300.8	290	30.68
11 - 12	294	270	272	291	316	377	313	288.6	345	31.74
12 - 13	316	287	368	360	342	411	324	334.6	367.5	31.94
13 - 14	325	290	328	334	399	365	277	335.2	321	31.86
14 - 15	348	335	394	419	464	406	248	392	327	31.72
15 - 16	547	577	571	573	587	376	305	571	340.5	31.44
16 - 17	578	500	623	495	550	382	253	549.2	317.5	31.02
17 - 18	482	408	400	415	340	312	181	409	246.5	32.04
18 - 19	281	253	308	267	266	234	110	275	172	33.02
19 - 20	130	164	182	138	136	159	111	150	135	34.34
20 - 21	89	81	105	93	122	130	59	98	94.5	35.22
21 - 22	42	76	63	62	72	76	45	63	60.5	34.04
22 - 23	13	44	33	29	61	60	22	36	41	36.5
23 - 24	21	18	28	24	34	49	12	25	30.5	37.22
Totals	5287	5124	5417	5332	5531	4180	2929			
% of Total	15.64%	15.16%	16.03%	15.78%	16.36%	12.37%	8.67%			

Incoming Monthly Counts
Litcham Jan 26 from Sat-Jan-10-2026-10-00-AM to Sun-Feb-01-2026-09-59-AM

	Feb 2026									
	Monday	Tuesday	Wednesday	Thursday	Friday	Saturday	Sunday	Week	Weekend	Week Day 85%
Hour								Day Avg	Avg	Avg Speed
0 - 1	*	*	*	*	*	*	1	0	1	0
1 - 2	*	*	*	*	*	*	3	0	3	0
2 - 3	*	*	*	*	*	*	2	0	2	0
3 - 4	*	*	*	*	*	*	0	0	0	0
4 - 5	*	*	*	*	*	*	1	0	1	0
5 - 6	*	*	*	*	*	*	1	0	1	0
6 - 7	*	*	*	*	*	*	6	0	6	0
7 - 8	*	*	*	*	*	*	20	0	20	0
8 - 9	*	*	*	*	*	*	24	0	24	0
9 - 10	*	*	*	*	*	*	66	0	66	0
10 - 11	*	*	*	*	*	*	*	0	0	0
11 - 12	*	*	*	*	*	*	*	0	0	0
12 - 13	*	*	*	*	*	*	*	0	0	0
13 - 14	*	*	*	*	*	*	*	0	0	0
14 - 15	*	*	*	*	*	*	*	0	0	0
15 - 16	*	*	*	*	*	*	*	0	0	0
16 - 17	*	*	*	*	*	*	*	0	0	0
17 - 18	*	*	*	*	*	*	*	0	0	0
18 - 19	*	*	*	*	*	*	*	0	0	0
19 - 20	*	*	*	*	*	*	*	0	0	0
20 - 21	*	*	*	*	*	*	*	0	0	0
21 - 22	*	*	*	*	*	*	*	0	0	0
22 - 23	*	*	*	*	*	*	*	0	0	0
23 - 24	*	*	*	*	*	*	*	0	0	0
Totals	0	0	0	0	0	0	124			
% of Total	0%	0%	0%	0%	0%	0%	100%			

Incoming Weekly Speeds
Litcham Jan 26

from Sat-Jan-10-2026-10-00-AM to Sun-Feb-01-2026-09-59-AM

	05/01/2026	to	11/01/2026							
	Monday	Tuesday	Wednesday	Thursday	Friday	Saturday	Sunday	Week	Weekend	Week Day 85%
Hour	05/01/2026	06/01/2026	07/01/2026	08/01/2026	09/01/2026	10/01/2026	11/01/2026	Day Avg	Avg	Avg Speed
0 - 1	*	*	*	*	*	*	30.75	0	30.75	0
1 - 2	*	*	*	*	*	*	32.5	0	32.5	0
2 - 3	*	*	*	*	*	*	32	0	32	0
3 - 4	*	*	*	*	*	*	39.5	0	39.5	0
4 - 5	*	*	*	*	*	*	0	0	0	0
5 - 6	*	*	*	*	*	*	37	0	37	0
6 - 7	*	*	*	*	*	*	28.5	0	28.5	0
7 - 8	*	*	*	*	*	*	29.85	0	29.85	0
8 - 9	*	*	*	*	*	*	28	0	28	0
9 - 10	*	*	*	*	*	*	26.73	0	26.73	0
10 - 11	*	*	*	*	*	26.71	28.82	0	28.23	0
11 - 12	*	*	*	*	*	29.19	27.25	0	28.29	0
12 - 13	*	*	*	*	*	27.83	25.83	0	26.72	0
13 - 14	*	*	*	*	*	28.36	27.35	0	27.89	0
14 - 15	*	*	*	*	*	26.45	25.11	0	25.94	0
15 - 16	*	*	*	*	*	28.15	27.6	0	27.88	0
16 - 17	*	*	*	*	*	28.73	27.05	0	27.85	0
17 - 18	*	*	*	*	*	28.21	27.88	0	28.05	0
18 - 19	*	*	*	*	*	28.6	29.04	0	28.75	0
19 - 20	*	*	*	*	*	28.45	30	0	29.12	0
20 - 21	*	*	*	*	*	29.29	31.23	0	29.9	0
21 - 22	*	*	*	*	*	30.23	31.4	0	30.86	0
22 - 23	*	*	*	*	*	28.06	31.44	0	29.28	0
23 - 24	*	*	*	*	*	27.6	31	0	28.57	0
Totals	0	0	0	0	0	28.2	27.6			
% of Total	0%	0%	0%	0%	0%	50.54%	49.46%			

Incoming Weekly Speeds
Litcham Jan 26

from Sat-Jan-10-2026-10-00-AM to Sun-Feb-01-2026-09-59-AM

	12/01/2026	to	18/01/2026							
	Monday	Tuesday	Wednesday	Thursday	Friday	Saturday	Sunday	Week	Weekend	Week Day 85%
Hour	12/01/2026	13/01/2026	14/01/2026	15/01/2026	16/01/2026	17/01/2026	18/01/2026	Day Avg	Avg	Avg Speed
0 - 1	34.5	33.5	35.67	27.38	29.67	30.2	0	30.74	30.2	36.5
1 - 2	42	0	29.5	27	27	29.5	0	32	29.5	36.25
2 - 3	0	37	24.5	37	47	0	34.5	34	34.5	40
3 - 4	27	24.5	29	42	0	37	0	29.29	37	35
4 - 5	29.5	37	27	33.25	30.5	32	34.5	31.18	33.25	37.5
5 - 6	29.5	27	28.14	28.67	31.25	30	0	29.53	30	34.5
6 - 7	30.72	30.74	30.93	30.95	29.65	34.29	34.75	30.63	34.39	37.44
7 - 8	27.19	25.74	26.34	26.35	27.12	28.18	28.04	26.57	28.11	32
8 - 9	25.88	25.16	25.77	25.03	25.39	28.27	30.24	25.42	29.16	29.84
9 - 10	27.27	26.2	27.09	26.64	26.43	28.67	28.25	26.73	28.43	31.56
10 - 11	28.04	26.03	26.03	26.35	26.18	27.29	26.74	26.5	27	30.86
11 - 12	26.77	26.99	26.44	26.53	26.88	26.7	26.59	26.73	26.64	31.96
12 - 13	26.11	26.65	26.45	26.98	26.91	26.96	27.88	26.62	27.42	31.68
13 - 14	27.54	26.65	26.96	26.65	27.44	27.9	27.39	27.09	27.64	31.66
14 - 15	24.83	26.54	28.17	25.54	26.42	27.08	27.69	26.33	27.39	31.28
15 - 16	26.3	25.65	25.68	26.6	26.4	28.14	26.79	26.11	27.28	31.64
16 - 17	25.88	25.34	25.53	25.55	26.14	28.33	27.38	25.71	27.85	30.52
17 - 18	26.58	25.75	26.47	26.07	27.41	23.65	28.11	26.48	25.47	31.18
18 - 19	25.75	27.06	27.92	27.48	27.03	27.6	27.89	27.04	27.71	32.54
19 - 20	27.82	28.75	26.93	26.22	29.23	28.53	29.57	27.78	29.07	33.44
20 - 21	26.39	27.97	27.66	26.67	30.29	27.08	27.43	27.93	27.27	34.42
21 - 22	30.93	25.64	27.91	26.17	30.26	26.17	26.19	27.69	26.18	34.16
22 - 23	30.33	29.88	27.67	29.14	30.71	29.1	30	29.64	29.4	36.5
23 - 24	28	32	34	28.78	28.89	26.6	31	30.31	28.07	37.76
Totals	26.7	26.3	26.7	26.4	26.9	27.4	27.6			
% of Total	14.2%	13.99%	14.2%	14.04%	14.31%	14.57%	14.68%			

Incoming Weekly Speeds
Litcham Jan 26

from Sat-Jan-10-2026-10-00-AM to Sun-Feb-01-2026-09-59-AM

	19/01/2026	to	25/01/2026							
	Monday	Tuesday	Wednesday	Thursday	Friday	Saturday	Sunday	Week	Weekend	Week Day 85%
Hour	19/01/2026	20/01/2026	21/01/2026	22/01/2026	23/01/2026	24/01/2026	25/01/2026	Day Avg	Avg	Avg Speed
0 - 1	32	29.5	0	0	0	28	32	30.33	29.78	37.5
1 - 2	32	0	22	27	0	33	0	25.75	33	32.5
2 - 3	0	27	0	22	34.5	37	32.33	29.5	33.5	31.67
3 - 4	22	0	0	0	42	42	0	27	42	37.5
4 - 5	35.33	32	33.67	32	30	27	37	32.31	32	39
5 - 6	32	30.36	30.71	28.42	33.11	30.53	35	30.67	31.47	37
6 - 7	30.38	28.99	29.63	30.22	30.33	32.47	33.88	29.8	32.92	37.02
7 - 8	26.7	27.62	26.81	27.57	25.89	28	29.11	26.96	28.55	31.84
8 - 9	25.95	25.45	25.44	26.06	26.25	28.07	28.9	25.81	28.4	30.18
9 - 10	26.86	26.67	25.94	25.66	26.39	28.19	28.01	26.32	28.1	31.18
10 - 11	26.18	25.6	25.58	25.17	25.72	27.07	26.43	25.66	26.73	29.82
11 - 12	27.96	25.44	26.1	25.8	26.95	26.41	27.31	26.41	26.83	31.2
12 - 13	27.13	27.35	26.25	25.22	26.64	28.31	27.88	26.45	28.09	31.44
13 - 14	27.11	27.21	27.26	26.05	26.19	27.62	27.15	26.72	27.37	31.6
14 - 15	27.25	26.64	26.81	26.06	26.9	27.32	25.98	26.73	26.69	31.88
15 - 16	27.01	25.58	26.75	26.14	25.91	26.63	27.32	26.24	26.96	31.06
16 - 17	26.37	26.75	26.1	26.13	25.54	27.57	27.99	26.18	27.75	31.1
17 - 18	26.93	26.89	27.5	26.39	26.14	26.67	28.56	26.79	27.48	32.38
18 - 19	28.08	28.36	27.9	27.01	27.07	28.53	28.07	27.72	28.34	33.38
19 - 20	27.55	28.03	28.32	27.77	29.22	28.36	27.5	28.15	27.94	34.28
20 - 21	28.88	31.5	26.57	31.32	26.67	29.41	32.5	28.73	30.52	35.42
21 - 22	31.33	28.29	28.04	28.38	30.05	28.79	29.71	29.01	29.18	34.58
22 - 23	35.5	27.6	34.2	31.7	29.26	28.69	29.5	30.38	29	36.86
23 - 24	32	30.88	30.7	27	26.33	27.24	33.67	29.59	28.2	36.34
Totals	27.1	26.8	26.7	26.5	26.6	27.7	27.7			
% of Total	14.33%	14.17%	14.12%	14.01%	14.07%	14.65%	14.65%			

Incoming Weekly Speeds
Litcham Jan 26

from Sat-Jan-10-2026-10-00-AM to Sun-Feb-01-2026-09-59-AM

	26/01/2026	to	01/02/2026							
	Monday	Tuesday	Wednesday	Thursday	Friday	Saturday	Sunday	Week	Weekend	Week Day 85%
Hour	26/01/2026	27/01/2026	28/01/2026	29/01/2026	30/01/2026	31/01/2026	01/02/2026	Day Avg	Avg	Avg Speed
0 - 1	0	35	33	27	28.83	25.67	42	30.52	29.75	36.25
1 - 2	0	47	39.5	32	47	37	29	41	32.2	45
2 - 3	0	0	0	0	32.5	27	34.5	32.5	32	35
3 - 4	32	0	0	0	0	0	0	32	0	40
4 - 5	33.67	39.5	27	27	25.67	34.2	32	31.1	33.83	38
5 - 6	29	27.25	28	25.2	35.2	32	32	28.96	32	33.5
6 - 7	30.21	29	32.05	30.45	29.2	30.94	31.17	30.07	31	36.96
7 - 8	27.09	25.54	27.23	26.35	27.25	29.76	29.2	26.72	29.49	31.54
8 - 9	25.38	25.58	26.19	25.79	26.74	28.65	28.04	25.97	28.47	31.1
9 - 10	25.73	27.4	27.19	26	27.23	28.16	29.18	26.7	28.68	32.28
10 - 11	25.25	26.94	27.04	26.19	26.47	29.03	*	26.34	29.03	31.72
11 - 12	26.44	26.57	25.74	27.13	27.67	28.44	*	26.74	28.44	31.9
12 - 13	25.89	27.62	26.97	26.71	26.03	28.01	*	26.63	28.01	32.34
13 - 14	26.8	26.62	27.01	26.65	26.97	28.69	*	26.82	28.69	32.06
14 - 15	26.99	25.65	25.99	26.62	26.68	27.16	*	26.43	27.16	31.56
15 - 16	25.31	27.05	27.24	26.72	26.93	27.67	*	26.6	27.67	31.96
16 - 17	25.8	25.98	26.79	25.83	25.38	27.41	*	25.97	27.41	31.18
17 - 18	26.57	27.08	26.67	26.89	26.32	28.51	*	26.71	28.51	32
18 - 19	26.79	28.28	28.74	27.6	26.86	30.27	*	27.63	30.27	33.06
19 - 20	30.4	27.8	27.75	29.68	29.89	29.2	*	28.98	29.2	34.76
20 - 21	29.45	31.43	27.93	29.35	28.42	28.59	*	29.17	28.59	35.62
21 - 22	28.25	27.89	28.78	28.74	28.73	27.48	*	28.52	27.48	34.18
22 - 23	32	28.25	29.84	29.25	25.46	27.9	*	27.97	27.9	33.42
23 - 24	32.83	32	29.2	31	27.21	29.25	*	29.36	29.25	34.58
Totals	26.5	26.9	27.1	26.8	26.9	28.4	29.3			
% of Total	13.81%	14.02%	14.12%	13.97%	14.02%	14.8%	15.27%			

Incoming Monthly Speeds
Litcham Jan 26 from Sat-Jan-10-2026-10-00-AM to Sun-Feb-01-2026-09-59-AM

	Jan 2026									
	Monday	Tuesday	Wednesday	Thursday	Friday	Saturday	Sunday	Week	Weekend	Week Day 85%
Hour								Day Avg	Avg	Avg Speed
0 - 1	33.67	33.45	34	27.2	29.25	28.31	31.38	30.61	29.48	38
1 - 2	38.67	47	29.14	27.83	33.67	32.45	32.5	31.75	32.46	43.66
2 - 3	0	32	24.5	29.5	36.2	32	33	32.09	32.75	37.5
3 - 4	26.17	24.5	29	42	42	39.5	39.5	29	39.5	37
4 - 5	33.25	37	29.86	32	29.29	32.75	35.33	31.58	33.45	39.84
5 - 6	30.44	29	29	27.65	32.47	30.61	35.86	29.91	31.83	36.04
6 - 7	30.44	29.5	30.75	30.55	29.72	32.46	32.75	30.15	32.53	37.24
7 - 8	27	26.43	26.84	26.79	26.73	28.55	28.83	26.76	28.68	31.96
8 - 9	25.74	25.37	25.8	25.61	26.12	28.35	29.29	25.73	28.7	30.18
9 - 10	26.64	26.74	26.72	26.05	26.72	28.31	27.84	26.58	28.08	31.9
10 - 11	26.43	26.13	26.25	25.92	26.13	27.63	26.94	26.17	27.31	30.68
11 - 12	26.96	26.28	26.07	26.54	27.19	27.53	26.97	26.63	27.28	31.74
12 - 13	26.33	27.25	26.57	26.28	26.52	27.76	27.29	26.57	27.55	31.94
13 - 14	27.18	26.82	27.07	26.48	26.85	28.15	27.29	26.88	27.78	31.86
14 - 15	26.5	26.31	26.92	26.07	26.65	27.03	26.39	26.5	26.79	31.72
15 - 16	26.15	26	26.5	26.49	26.39	27.59	27.19	26.31	27.41	31.44
16 - 17	26.02	26.1	26.16	25.84	25.68	27.91	27.49	25.97	27.74	31.02
17 - 18	26.7	26.64	26.83	26.48	26.66	26.55	28.19	26.66	27.15	32.04
18 - 19	26.79	27.94	28.16	27.38	26.97	28.66	28.24	27.46	28.53	33.02
19 - 20	28.72	28.2	27.64	27.83	29.46	28.64	28.92	28.31	28.76	34.34
20 - 21	28.1	30.17	27.3	29.27	28.43	28.66	29.81	28.58	29.02	35.22
21 - 22	30.02	26.93	28.21	27.69	29.57	27.88	29.02	28.35	28.31	34.04
22 - 23	33.23	28.66	29.91	30.07	27.85	28.32	30.41	29.17	28.88	36.5
23 - 24	31.29	31.5	31.11	28.5	27.5	27.67	31.67	29.71	28.46	37.22
Totals	26.8	26.7	26.8	26.6	26.8	27.9	27.6			
% of Total	14.16%	14.11%	14.16%	14.06%	14.16%	14.75%	14.59%			

Incoming Monthly Speeds
Litcham Jan 26 from Sat-Jan-10-2026-10-00-AM to Sun-Feb-01-2026-09-59-AM

	Feb 2026									
	Monday	Tuesday	Wednesday	Thursday	Friday	Saturday	Sunday	Week	Weekend	Week Day 85%
Hour								Day Avg	Avg	Avg Speed
0 - 1	*	*	*	*	*	*	42	0	42	0
1 - 2	*	*	*	*	*	*	29	0	29	0
2 - 3	*	*	*	*	*	*	34.5	0	34.5	0
3 - 4	*	*	*	*	*	*	0	0	0	0
4 - 5	*	*	*	*	*	*	32	0	32	0
5 - 6	*	*	*	*	*	*	32	0	32	0
6 - 7	*	*	*	*	*	*	31.17	0	31.17	0
7 - 8	*	*	*	*	*	*	29.2	0	29.2	0
8 - 9	*	*	*	*	*	*	28.04	0	28.04	0
9 - 10	*	*	*	*	*	*	29.18	0	29.18	0
10 - 11	*	*	*	*	*	*	*	*	*	0
11 - 12	*	*	*	*	*	*	*	*	*	0
12 - 13	*	*	*	*	*	*	*	*	*	0
13 - 14	*	*	*	*	*	*	*	*	*	0
14 - 15	*	*	*	*	*	*	*	*	*	0
15 - 16	*	*	*	*	*	*	*	*	*	0
16 - 17	*	*	*	*	*	*	*	*	*	0
17 - 18	*	*	*	*	*	*	*	*	*	0
18 - 19	*	*	*	*	*	*	*	*	*	0
19 - 20	*	*	*	*	*	*	*	*	*	0
20 - 21	*	*	*	*	*	*	*	*	*	0
21 - 22	*	*	*	*	*	*	*	*	*	0
22 - 23	*	*	*	*	*	*	*	*	*	0
23 - 24	*	*	*	*	*	*	*	*	*	0
Totals	0	0	0	0	0	0	29.3			
% of Total	0%	0%	0%	0%	0%	0%	100%			

Incoming Weekly EightyFifthSpeeds
Litcham Jan 26

from Sat-Jan-10-2026-10-00-AM to Sun-Feb-01-2026-09-59-AM

	05/01/2026	to	11/01/2026							
	Monday	Tuesday	Wednesday	Thursday	Friday	Saturday	Sunday	Week	Weekend	Week Day 85%
Hour	05/01/2026	06/01/2026	07/01/2026	08/01/2026	09/01/2026	10/01/2026	11/01/2026	Day Avg	Avg	Avg Speed
0 - 1	*	*	*	*	*	*	35	0	35	0
1 - 2	*	*	*	*	*	*	35	0	35	0
2 - 3	*	*	*	*	*	*	35	0	35	0
3 - 4	*	*	*	*	*	*	45	0	45	0
4 - 5	*	*	*	*	*	*	0	0	0	0
5 - 6	*	*	*	*	*	*	45	0	45	0
6 - 7	*	*	*	*	*	*	30	0	30	0
7 - 8	*	*	*	*	*	*	36.7	0	36.7	0
8 - 9	*	*	*	*	*	*	36.2	0	36.2	0
9 - 10	*	*	*	*	*	*	31.2	0	31.2	0
10 - 11	*	*	*	*	*	31.7	35	0	33.35	0
11 - 12	*	*	*	*	*	34.3	32.5	0	33.4	0
12 - 13	*	*	*	*	*	34.2	29.6	0	31.9	0
13 - 14	*	*	*	*	*	35.5	33.6	0	34.55	0
14 - 15	*	*	*	*	*	32.9	30	0	31.45	0
15 - 16	*	*	*	*	*	33	33.8	0	33.4	0
16 - 17	*	*	*	*	*	33.7	31.7	0	32.7	0
17 - 18	*	*	*	*	*	34	33.6	0	33.8	0
18 - 19	*	*	*	*	*	34	34.2	0	34.1	0
19 - 20	*	*	*	*	*	34.1	33.8	0	33.95	0
20 - 21	*	*	*	*	*	33.9	36.7	0	35.3	0
21 - 22	*	*	*	*	*	37.5	38.3	0	37.9	0
22 - 23	*	*	*	*	*	35	40	0	37.5	0
23 - 24	*	*	*	*	*	32.5	30	0	31.25	0
Totals	0	0	0	0	0	476.3	801.9			
% of Total	0%	0%	0%	0%	0%	37.26%	62.74%			

Incoming Weekly EightyFifthSpeeds
Litcham Jan 26

from Sat-Jan-10-2026-10-00-AM to Sun-Feb-01-2026-09-59-AM

	12/01/2026	to	18/01/2026							
	Monday	Tuesday	Wednesday	Thursday	Friday	Saturday	Sunday	Week	Weekend	Week Day 85%
Hour	12/01/2026	13/01/2026	14/01/2026	15/01/2026	16/01/2026	17/01/2026	18/01/2026	Day Avg	Avg	Avg Speed
0 - 1	40	30	40	32.5	40	35	0	36.5	35	36.5
1 - 2	45	0	35	30	35	32.5	0	36.25	32.5	36.25
2 - 3	0	40	30	40	50	0	40	40	40	40
3 - 4	30	30	35	45	0	40	0	35	40	35
4 - 5	35	45	35	35	37.5	40	40	37.5	40	37.5
5 - 6	35	30	32.5	35	40	33.3	0	34.5	33.3	34.5
6 - 7	38.8	35.8	38.3	37.2	37.1	43.3	35	37.44	39.15	37.44
7 - 8	32.8	31.1	31.2	32.1	32.8	33.1	35	32	34.05	32
8 - 9	29.9	29.5	30.7	29.5	29.6	34.1	36.4	29.84	35.25	29.84
9 - 10	33	29.9	32.9	30.4	31.6	34.2	33.8	31.56	34	31.56
10 - 11	33.6	29.7	31.1	30	29.9	32.5	32.5	30.86	32.5	30.86
11 - 12	32.3	31.2	31.9	31.9	32.5	31.7	31.6	31.96	31.65	31.96
12 - 13	30.4	31.7	31.1	32.6	32.6	32.2	33.8	31.68	33	31.68
13 - 14	33	30.7	31.8	29.9	32.9	33.3	32.6	31.66	32.95	31.66
14 - 15	29.4	30.8	33.1	31.4	31.7	31.4	33.3	31.28	32.35	31.28
15 - 16	32.2	30	31.2	32.6	32.2	33.8	31.9	31.64	32.85	31.64
16 - 17	29.9	31.1	30.4	29.8	31.4	33.6	33.3	30.52	33.45	30.52
17 - 18	31.8	29.5	31.9	29.8	32.9	29.4	34.1	31.18	31.75	31.18
18 - 19	31.5	32.8	33	32.6	32.8	33.2	33.1	32.54	33.15	32.54
19 - 20	33.8	33.8	32.9	31.7	35	36.9	34.1	33.44	35.5	33.44
20 - 21	32.5	35	33.8	33.3	37.5	32	31.7	34.42	31.85	34.42
21 - 22	35	32	35	30	38.8	33.8	35	34.16	34.4	34.16
22 - 23	35	37.5	40	33.3	36.7	32.5	35	36.5	33.75	36.5
23 - 24	35	40	45	33.8	35	31.7	40	37.76	35.85	37.76
Totals	774.9	757.1	812.8	789.4	805.5	783.5	692.2			
% of Total	14.31%	13.98%	15.01%	14.58%	14.87%	14.47%	12.78%			

Incoming Weekly EightyFifthSpeeds
Litcham Jan 26

from Sat-Jan-10-2026-10-00-AM to Sun-Feb-01-2026-09-59-AM

	19/01/2026	to	25/01/2026							
	Monday	Tuesday	Wednesday	Thursday	Friday	Saturday	Sunday	Week	Weekend	Week Day 85%
Hour	19/01/2026	20/01/2026	21/01/2026	22/01/2026	23/01/2026	24/01/2026	25/01/2026	Day Avg	Avg	Avg Speed
0 - 1	35	40	0	0	0	32.5	37.5	37.5	35	37.5
1 - 2	35	0	30	32.5	0	40	0	32.5	40	32.5
2 - 3	0	30	0	25	40	40	45	31.67	42.5	31.67
3 - 4	30	0	0	0	45	45	0	37.5	45	37.5
4 - 5	45	35	45	35	35	30	40	39	35	39
5 - 6	40	35	35	35	40	38.8	37.5	37	38.15	37
6 - 7	38.1	34.7	37	38.3	37	40	40	37.02	40	37.02
7 - 8	32.1	33.1	30.6	33.4	30	33.3	37	31.84	35.15	31.84
8 - 9	31.1	29.6	29.5	30	30.7	33.2	37.5	30.18	35.35	30.18
9 - 10	32.2	31.5	30.8	30	31.4	34.4	34	31.18	34.2	31.18
10 - 11	30	30.4	29.7	29.3	29.7	32.8	32.4	29.82	32.6	29.82
11 - 12	32.8	29.9	30.5	30.4	32.4	31.8	33.5	31.2	32.65	31.2
12 - 13	32.2	33	31.2	29.8	31	33.8	32.8	31.44	33.3	31.44
13 - 14	32.1	33.4	32.1	29.9	30.5	33.4	32.7	31.6	33.05	31.6
14 - 15	32.8	31.8	31.4	31.3	32.1	33	31.2	31.88	32.1	31.88
15 - 16	32.2	29.6	31.6	31.3	30.6	33.3	33.3	31.06	33.3	31.06
16 - 17	31.6	32.7	30.2	31.2	29.8	33	32.9	31.1	32.95	31.1
17 - 18	32.6	32.9	33.5	32	30.9	32.3	34.2	32.38	33.25	32.38
18 - 19	33.7	33.7	33.8	33.3	32.4	35.7	33.8	33.38	34.75	33.38
19 - 20	33	33.8	33.6	33.5	37.5	33.8	33.6	34.28	33.7	34.28
20 - 21	34.4	40	32	37.7	33	36.7	42	35.42	39.35	35.42
21 - 22	34.4	33.8	33.6	36.7	34.4	37	35	34.58	36	34.58
22 - 23	42.5	33.8	40	34.2	33.8	36.7	37.5	36.86	37.1	36.86
23 - 24	41.7	40	35	35	30	32.5	50	36.34	41.25	36.34
Totals	794.5	737.7	696.1	714.8	737.2	843	803.4			
% of Total	14.92%	13.85%	13.07%	13.42%	13.84%	15.83%	15.08%			

Incoming Weekly EightyFifthSpeeds
Litcham Jan 26

from Sat-Jan-10-2026-10-00-AM to Sun-Feb-01-2026-09-59-AM

	26/01/2026	to	01/02/2026							
	Monday	Tuesday	Wednesday	Thursday	Friday	Saturday	Sunday	Week	Weekend	Week Day 85%
Hour	26/01/2026	27/01/2026	28/01/2026	29/01/2026	30/01/2026	31/01/2026	01/02/2026	Day Avg	Avg	Avg Speed
0 - 1	0	40	40	30	35	30	45	36.25	37.5	36.25
1 - 2	0	50	45	35	50	40	35	45	37.5	45
2 - 3	0	0	0	0	35	30	45	35	37.5	35
3 - 4	40	0	0	0	0	0	0	40	0	40
4 - 5	45	50	30	30	35	40	35	38	37.5	38
5 - 6	35	30	32.5	30	40	40	35	33.5	37.5	33.5
6 - 7	36.7	35	40.8	37.3	35	37.5	40	36.96	38.75	36.96
7 - 8	32.6	29.4	32.5	31.1	32.1	34.3	34.2	31.54	34.25	31.54
8 - 9	29.7	30.9	31.1	31.2	32.6	34.6	33.8	31.1	34.2	31.1
9 - 10	30.4	33.2	32.9	32.4	32.5	33.9	34.8	32.28	34.35	32.28
10 - 11	29.9	32.7	32.5	31.7	31.8	34.5	*	31.72	34.5	31.72
11 - 12	31.9	30.8	30.8	32.6	33.4	33.8	*	31.9	33.8	31.9
12 - 13	31.7	33.7	32.5	31.8	32	33.8	*	32.34	33.8	32.34
13 - 14	31.6	31.5	32.2	32.8	32.2	34.1	*	32.06	34.1	32.06
14 - 15	32.7	31.2	30.6	31.7	31.6	33.3	*	31.56	33.3	31.56
15 - 16	30.2	32.2	33.1	32.2	32.1	33.5	*	31.96	33.5	31.96
16 - 17	31.4	30.8	32.6	31.3	29.8	33.7	*	31.18	33.7	31.18
17 - 18	32.3	31.8	32	32.8	31.1	33.8	*	32	33.8	32
18 - 19	33.1	33.6	33.6	32.9	32.1	37.2	*	33.06	37.2	33.06
19 - 20	35	33.8	33.3	35	36.7	34.2	*	34.76	34.2	34.76
20 - 21	34.4	40	34.3	34.4	35	33.5	*	35.62	33.5	35.62
21 - 22	35	32.5	35	34	34.4	32.9	*	34.18	32.9	34.18
22 - 23	35	33.3	35	33.8	30	33.3	*	33.42	33.3	33.42
23 - 24	40	35	33.3	35	29.6	33.3	*	34.58	33.3	34.58
Totals	713.6	761.4	745.6	719	779	795.2	337.8			
% of Total	14.71%	15.69%	15.37%	14.82%	16.06%	16.39%	6.96%			

Incoming Monthly EightyFifthSpeeds
Litcham Jan 26

from Sat-Jan-10-2026-10-00-AM to Sun-Feb-01-2026-09-59-AM

	Jan 2026									
	Monday	Tuesday	Wednesday	Thursday	Friday	Saturday	Sunday	Week	Weekend	Week Day 85%
Hour								Day Avg	Avg	Avg Speed
0 - 1	40	40	40	32.5	37.5	33.3	38.3	38	35.8	38
1 - 2	45	50	40	33.3	50	38.3	35	43.66	36.65	43.66
2 - 3	0	40	30	40	40	40	40	37.5	40	37.5
3 - 4	30	30	35	45	45	45	45	37	45	37
4 - 5	42.5	45	35	40	36.7	40	40	39.84	40	39.84
5 - 6	38.8	34	33.6	33.8	40	38	40	36.04	39	36.04
6 - 7	38.1	35.3	38.7	37.6	36.5	41.2	40	37.24	40.6	37.24
7 - 8	32.6	31.4	31.7	32.4	31.7	33.3	36.2	31.96	34.75	31.96
8 - 9	30.1	29.7	30	30	31.1	34	36.5	30.18	35.25	30.18
9 - 10	32.1	31.9	32.4	31.2	31.9	34.1	33.2	31.9	33.65	31.9
10 - 11	31.7	30.6	31.1	29.9	30.1	33.2	32.9	30.68	33.05	30.68
11 - 12	32.3	30.6	31.1	31.8	32.9	33	32.6	31.74	32.8	31.74
12 - 13	31.5	32.9	31.8	31.5	32	33.5	32.3	31.94	32.9	31.94
13 - 14	32.3	32	32.1	31	31.9	33.8	32.8	31.86	33.3	31.86
14 - 15	32	31.4	32	31.5	31.7	32.9	32	31.72	32.45	31.72
15 - 16	31.6	30.1	31.9	32	31.6	33.4	32.9	31.44	33.15	31.44
16 - 17	31	31.7	31.4	30.8	30.2	33.5	32.7	31.02	33.1	31.02
17 - 18	32.2	31.8	32.4	31.8	32	32.6	34	32.04	33.3	32.04
18 - 19	32.7	33.4	33.5	33	32.5	34.9	33.9	33.02	34.4	33.02
19 - 20	34.2	33.8	33.4	33.5	36.8	34.5	33.9	34.34	34.2	34.34
20 - 21	34.2	38.1	33.2	35.9	34.7	33.9	37	35.22	35.45	35.22
21 - 22	34.8	32.7	34.2	33.5	35	34.6	36.5	34.04	35.55	34.04
22 - 23	41.7	34.5	38.3	34.2	33.8	34.2	38	36.5	36.1	36.5
23 - 24	41.7	38.3	40	34.4	31.7	33.2	45	37.22	39.1	37.22

Incoming Monthly EightyFifthSpeeds
Litcham Jan 26 from Sat-Jan-10-2026-10-00-AM to Sun-Feb-01-2026-09-59-AM

	Feb 2026									
	Monday	Tuesday	Wednesday	Thursday	Friday	Saturday	Sunday	Week	Weekend	Week Day 85%
Hour								Day Avg	Avg	Avg Speed
0 - 1	*	*	*	*	*	*	45	0	45	0
1 - 2	*	*	*	*	*	*	35	0	35	0
2 - 3	*	*	*	*	*	*	45	0	45	0
3 - 4	*	*	*	*	*	*	0	0	0	0
4 - 5	*	*	*	*	*	*	35	0	35	0
5 - 6	*	*	*	*	*	*	35	0	35	0
6 - 7	*	*	*	*	*	*	40	0	40	0
7 - 8	*	*	*	*	*	*	34.2	0	34.2	0
8 - 9	*	*	*	*	*	*	33.8	0	33.8	0
9 - 10	*	*	*	*	*	*	34.8	0	34.8	0
10 - 11	*	*	*	*	*	*	*	0	0	0
11 - 12	*	*	*	*	*	*	*	0	0	0
12 - 13	*	*	*	*	*	*	*	0	0	0
13 - 14	*	*	*	*	*	*	*	0	0	0
14 - 15	*	*	*	*	*	*	*	0	0	0
15 - 16	*	*	*	*	*	*	*	0	0	0
16 - 17	*	*	*	*	*	*	*	0	0	0
17 - 18	*	*	*	*	*	*	*	0	0	0
18 - 19	*	*	*	*	*	*	*	0	0	0
19 - 20	*	*	*	*	*	*	*	0	0	0
20 - 21	*	*	*	*	*	*	*	0	0	0
21 - 22	*	*	*	*	*	*	*	0	0	0
22 - 23	*	*	*	*	*	*	*	0	0	0
23 - 24	*	*	*	*	*	*	*	0	0	0

Summary of Violators
Litcham Jan 26 from Sat-Jan-10-2026-10-00-AM to Sun-Feb-01-2026-09-59-AM

Starting Hour	Count	Average Speed of all Traffic	Violator Counts	Average Speed of Violators
00:00:00	0	N/A	N/A	N/A
01:00:00	0	N/A	N/A	N/A
02:00:00	0	N/A	N/A	N/A
03:00:00	0	N/A	N/A	N/A
04:00:00	0	N/A	N/A	N/A
05:00:00	0	N/A	N/A	N/A
06:00:00	0	N/A	N/A	N/A
07:00:00	0	N/A	N/A	N/A
08:00:00	0	N/A	N/A	N/A
09:00:00	0	N/A	N/A	N/A
10:00:00	6	23.8	0	0.0
11:00:00	84	14.5	9	40.8
12:00:00	69	15.1	7	38.2
13:00:00	79	13.7	12	38.3
14:00:00	83	12.9	4	37.5
15:00:00	96	10.2	4	40.0
16:00:00	73	13.6	7	38.2
17:00:00	55	15.7	5	40.5
18:00:00	59	15.7	8	39.4
19:00:00	31	18.9	2	37.5
20:00:00	29	18.8	2	37.5
21:00:00	14	25.2	4	38.8
22:00:00	17	24.9	2	37.5
23:00:00	8	24.7	0	0.0
00:00:00	6	29.2	1	37.5
01:00:00	2	16.3	0	0.0
02:00:00	1	32.5	0	0.0
03:00:00	1	37.5	1	37.5
04:00:00	1	42.5	1	42.5
05:00:00	2	40.0	2	40.0
06:00:00	2	35.0	1	37.5
07:00:00	16	20.8	3	37.5
08:00:00	15	25.2	4	37.5
09:00:00	41	14.4	0	0.0
10:00:00	41	18.7	6	40.0
11:00:00	69	14.1	6	39.2
12:00:00	92	10.1	2	40.0
13:00:00	66	14.8	6	37.5
14:00:00	57	14.5	1	42.5
15:00:00	88	12.5	9	38.1
16:00:00	77	12.7	2	40.0
17:00:00	57	13.9	4	37.5
18:00:00	27	18.4	2	37.5
19:00:00	25	21.8	1	42.5
20:00:00	12	30.8	2	37.5
21:00:00	17	27.8	7	37.5
22:00:00	8	31.3	2	42.5
23:00:00	5	27.0	2	40.0

Summary of Violators
Litcham Jan 26 from Sat-Jan-10-2026-10-00-AM to Sun-Feb-01-2026-09-59-AM

00:00:00	2	35.0	1	37.5
01:00:00	2	42.5	2	42.5
02:00:00	0	N/A	N/A	N/A
03:00:00	0	N/A	N/A	N/A
04:00:00	2	27.5	0	0.0
05:00:00	5	30.5	1	37.5
06:00:00	51	18.2	11	41.1
07:00:00	132	9.8	7	38.9
08:00:00	176	6.8	10	37.5
09:00:00	108	10.7	6	41.7
10:00:00	102	12.1	9	40.3
11:00:00	88	12.0	6	38.3
12:00:00	109	10.1	5	38.5
13:00:00	119	10.5	9	39.7
14:00:00	89	8.8	3	37.5
15:00:00	175	7.9	11	38.4
16:00:00	181	7.4	11	38.4
17:00:00	151	8.6	7	38.2
18:00:00	107	10.9	2	40.0
19:00:00	47	16.2	4	38.8
20:00:00	27	16.6	4	41.3
21:00:00	19	25.0	2	37.5
22:00:00	3	32.5	0	0.0
23:00:00	6	28.3	1	37.5
00:00:00	4	26.9	1	52.5
01:00:00	0	N/A	N/A	N/A
02:00:00	1	37.5	1	37.5
03:00:00	2	25.0	0	0.0
04:00:00	2	37.5	1	42.5
05:00:00	6	27.5	0	0.0
06:00:00	48	21.0	8	41.3
07:00:00	109	9.5	8	37.5
08:00:00	237	5.9	9	39.2
09:00:00	87	11.3	5	38.5
10:00:00	114	9.1	4	38.8
11:00:00	86	10.8	3	39.2
12:00:00	81	11.4	2	37.5
13:00:00	97	10.5	2	40.0
14:00:00	108	9.6	5	37.5
15:00:00	194	7.4	9	39.2
16:00:00	158	7.8	5	39.5
17:00:00	107	8.7	3	37.5
18:00:00	77	13.7	4	40.0
19:00:00	48	14.8	4	41.3
20:00:00	39	17.1	5	37.5
21:00:00	35	16.3	2	37.5
22:00:00	16	24.5	4	40.0
23:00:00	5	29.0	2	40.0
00:00:00	5	24.0	2	37.5

01:00:00	2	30.0	0	0.0
02:00:00	2	25.0	0	0.0
03:00:00	3	20.0	0	0.0
04:00:00	3	27.5	0	0.0
05:00:00	5	16.5	0	0.0
06:00:00	39	22.1	9	40.3
07:00:00	108	10.5	7	37.5
08:00:00	189	6.5	4	40.0
09:00:00	91	12.4	9	39.2
10:00:00	96	10.8	7	37.5
11:00:00	79	13.4	3	39.2
12:00:00	130	10.0	7	39.6
13:00:00	100	11.6	6	40.8
14:00:00	104	9.5	5	37.5
15:00:00	213	5.9	4	37.5
16:00:00	201	6.3	5	39.5
17:00:00	143	9.0	8	37.5
18:00:00	120	8.6	5	37.5
19:00:00	60	14.2	4	40.0
20:00:00	29	23.0	3	37.5
21:00:00	26	17.7	3	40.8
22:00:00	12	26.0	2	40.0
23:00:00	7	31.4	3	44.2
00:00:00	6	18.3	0	0.0
01:00:00	4	21.9	0	0.0
02:00:00	1	37.5	1	37.5
03:00:00	1	42.5	1	42.5
04:00:00	4	33.8	1	47.5
05:00:00	2	30.0	0	0.0
06:00:00	56	16.4	13	39.0
07:00:00	107	10.9	6	37.5
08:00:00	216	6.2	7	38.2
09:00:00	88	11.1	1	37.5
10:00:00	103	9.3	4	37.5
11:00:00	102	11.7	5	39.5
12:00:00	124	10.5	9	38.1
13:00:00	120	8.8	4	38.8
14:00:00	138	8.5	5	37.5
15:00:00	207	7.6	20	38.0
16:00:00	138	8.4	3	37.5
17:00:00	131	8.1	3	37.5
18:00:00	90	11.4	6	37.5
19:00:00	45	16.2	1	37.5
20:00:00	35	18.4	2	37.5
21:00:00	25	16.8	1	37.5
22:00:00	7	29.6	0	0.0
23:00:00	9	25.6	0	0.0
00:00:00	6	22.5	2	40.0
01:00:00	2	27.5	0	0.0

Summary of Violators
Litcham Jan 26 from Sat-Jan-10-2026-10-00-AM to Sun-Feb-01-2026-09-59-AM

02:00:00	1	47.5	1	47.5
03:00:00	0	N/A	N/A	N/A
04:00:00	6	26.3	2	37.5
05:00:00	14	23.6	3	42.5
06:00:00	40	21.3	9	38.6
07:00:00	107	11.1	9	38.6
08:00:00	215	6.0	6	37.5
09:00:00	106	10.8	4	38.8
10:00:00	90	10.4	3	39.2
11:00:00	98	12.0	6	37.5
12:00:00	113	10.7	6	38.3
13:00:00	142	9.9	10	39.0
14:00:00	166	6.7	4	37.5
15:00:00	204	6.8	11	38.0
16:00:00	189	7.1	13	37.9
17:00:00	117	9.4	3	37.5
18:00:00	85	12.4	3	37.5
19:00:00	59	16.4	6	41.7
20:00:00	37	21.8	9	40.3
21:00:00	24	20.8	5	38.5
22:00:00	15	28.0	2	40.0
23:00:00	12	23.1	3	37.5
00:00:00	5	25.0	1	37.5
01:00:00	4	30.0	0	0.0
02:00:00	0	N/A	N/A	N/A
03:00:00	1	37.5	1	37.5
04:00:00	2	32.5	1	37.5
05:00:00	4	30.0	0	0.0
06:00:00	15	30.5	6	41.7
07:00:00	20	16.3	0	0.0
08:00:00	50	16.4	6	39.2
09:00:00	52	16.6	6	40.0
10:00:00	96	11.0	8	38.8
11:00:00	97	11.5	5	37.5
12:00:00	124	9.7	8	37.5
13:00:00	100	10.7	6	38.3
14:00:00	77	14.2	6	38.3
15:00:00	79	13.9	5	37.5
16:00:00	76	13.8	7	39.6
17:00:00	94	9.5	0	0.0
18:00:00	64	15.5	4	42.5
19:00:00	53	14.1	8	37.5
20:00:00	22	21.4	3	39.2
21:00:00	26	18.7	2	37.5
22:00:00	10	24.8	0	0.0
23:00:00	11	25.0	0	0.0
00:00:00	0	N/A	N/A	N/A
01:00:00	0	N/A	N/A	N/A
02:00:00	2	35.0	1	37.5

03:00:00	0	N/A	N/A	N/A
04:00:00	2	35.0	1	37.5
05:00:00	0	N/A	N/A	N/A
06:00:00	2	37.5	1	42.5
07:00:00	25	17.5	4	37.5
08:00:00	35	19.1	6	37.5
09:00:00	73	13.5	8	38.8
10:00:00	105	10.4	6	38.3
11:00:00	150	8.7	9	38.6
12:00:00	120	10.4	11	39.3
13:00:00	104	9.9	5	37.5
14:00:00	82	11.2	3	37.5
15:00:00	121	10.6	11	38.4
16:00:00	94	11.6	6	37.5
17:00:00	64	13.9	5	37.5
18:00:00	41	16.6	3	39.2
19:00:00	48	17.0	5	39.5
20:00:00	26	17.3	2	40.0
21:00:00	19	20.9	2	37.5
22:00:00	3	32.5	1	37.5
23:00:00	7	30.4	2	42.5
00:00:00	1	32.5	0	0.0
01:00:00	1	32.5	0	0.0
02:00:00	0	N/A	N/A	N/A
03:00:00	0	N/A	N/A	N/A
04:00:00	6	29.2	2	40.0
05:00:00	7	32.5	3	39.2
06:00:00	44	19.3	13	39.4
07:00:00	121	9.2	7	38.9
08:00:00	226	5.3	4	37.5
09:00:00	107	11.7	8	38.8
10:00:00	112	9.1	2	40.0
11:00:00	83	12.4	5	39.5
12:00:00	92	11.9	5	40.5
13:00:00	97	10.7	4	38.8
14:00:00	116	10.6	10	38.5
15:00:00	179	7.3	7	37.5
16:00:00	207	6.7	13	39.0
17:00:00	161	8.5	11	38.4
18:00:00	86	12.2	8	37.5
19:00:00	51	14.7	2	40.0
20:00:00	35	19.9	5	38.5
21:00:00	11	28.2	1	37.5
22:00:00	7	23.9	2	42.5
23:00:00	11	33.0	4	41.3
00:00:00	2	30.0	1	37.5
01:00:00	0	N/A	N/A	N/A
02:00:00	1	27.5	0	0.0
03:00:00	0	N/A	N/A	N/A

04:00:00	1	32.5	0	0.0
05:00:00	13	26.3	2	40.0
06:00:00	80	13.4	11	40.7
07:00:00	165	8.3	14	39.3
08:00:00	204	5.7	5	37.5
09:00:00	116	9.5	3	40.8
10:00:00	101	10.6	4	40.0
11:00:00	101	9.2	2	37.5
12:00:00	97	11.0	8	38.1
13:00:00	101	12.1	9	38.6
14:00:00	114	10.2	6	40.0
15:00:00	209	5.6	3	37.5
16:00:00	184	7.8	14	37.5
17:00:00	180	6.9	8	38.1
18:00:00	102	11.1	9	39.2
19:00:00	68	13.7	5	38.5
20:00:00	25	26.4	8	40.0
21:00:00	25	14.3	0	0.0
22:00:00	19	19.6	3	37.5
23:00:00	5	31.5	1	42.5
00:00:00	3	21.7	1	37.5
01:00:00	3	22.5	0	0.0
02:00:00	0	N/A	N/A	N/A
03:00:00	0	N/A	N/A	N/A
04:00:00	2	30.0	0	0.0
05:00:00	5	33.5	2	40.0
06:00:00	48	19.2	10	40.0
07:00:00	117	9.3	4	38.8
08:00:00	228	5.2	4	38.8
09:00:00	99	11.3	4	37.5
10:00:00	76	10.9	1	37.5
11:00:00	84	11.0	4	40.0
12:00:00	112	9.1	4	37.5
13:00:00	93	11.5	5	40.5
14:00:00	134	10.2	7	38.9
15:00:00	183	6.9	7	37.5
16:00:00	229	6.1	10	38.5
17:00:00	119	10.5	8	38.1
18:00:00	104	11.1	11	39.8
19:00:00	55	18.7	5	40.5
20:00:00	31	21.0	3	37.5
21:00:00	35	15.6	1	37.5
22:00:00	1	47.5	1	47.5
23:00:00	14	22.9	3	39.2
00:00:00	0	N/A	N/A	N/A
01:00:00	2	27.5	0	0.0
02:00:00	3	25.8	0	0.0
03:00:00	0	N/A	N/A	N/A
04:00:00	4	32.5	1	37.5

05:00:00	12	23.8	2	37.5
06:00:00	41	20.5	13	40.2
07:00:00	137	10.5	13	41.3
08:00:00	199	6.8	11	39.3
09:00:00	113	10.4	3	39.2
10:00:00	102	9.7	2	37.5
11:00:00	85	10.7	0	0.0
12:00:00	122	9.2	4	41.3
13:00:00	97	9.9	2	37.5
14:00:00	124	9.2	5	38.5
15:00:00	192	6.6	5	38.5
16:00:00	140	9.5	10	38.5
17:00:00	144	8.8	8	38.1
18:00:00	90	12.4	5	39.5
19:00:00	52	17.1	5	40.5
20:00:00	39	19.0	11	37.5
21:00:00	16	26.9	4	38.8
22:00:00	11	24.8	1	42.5
23:00:00	11	28.0	2	40.0
00:00:00	0	N/A	N/A	N/A
01:00:00	0	N/A	N/A	N/A
02:00:00	2	35.0	1	37.5
03:00:00	0	N/A	N/A	N/A
04:00:00	6	32.5	2	40.0
05:00:00	8	33.8	3	39.2
06:00:00	50	19.6	12	38.8
07:00:00	121	9.3	4	37.5
08:00:00	177	7.1	3	39.2
09:00:00	105	9.6	5	38.5
10:00:00	112	8.1	1	37.5
11:00:00	96	11.4	6	38.3
12:00:00	111	10.3	5	40.5
13:00:00	147	8.3	6	37.5
14:00:00	131	9.4	7	39.6
15:00:00	186	7.4	7	38.9
16:00:00	205	6.0	5	39.5
17:00:00	114	9.0	3	39.2
18:00:00	72	12.5	2	37.5
19:00:00	40	18.7	9	38.6
20:00:00	46	18.2	3	37.5
21:00:00	22	21.8	2	40.0
22:00:00	19	23.6	2	47.5
23:00:00	6	22.1	0	0.0
00:00:00	3	30.8	0	0.0
01:00:00	7	31.1	2	40.0
02:00:00	1	37.5	1	37.5
03:00:00	1	42.5	1	42.5
04:00:00	1	27.5	0	0.0
05:00:00	8	30.3	5	38.5

06:00:00	21	24.0	6	40.0
07:00:00	29	17.4	3	42.5
08:00:00	46	18.3	3	39.2
09:00:00	86	12.1	11	38.0
10:00:00	98	11.3	6	38.3
11:00:00	114	10.4	5	39.5
12:00:00	114	11.1	9	38.1
13:00:00	87	13.3	7	38.9
14:00:00	126	10.3	7	37.5
15:00:00	102	12.3	10	38.5
16:00:00	116	11.4	7	39.6
17:00:00	86	11.1	4	37.5
18:00:00	67	17.4	11	39.8
19:00:00	40	16.7	5	38.5
20:00:00	36	21.5	6	40.0
21:00:00	18	20.7	5	37.5
22:00:00	14	24.3	3	37.5
23:00:00	17	17.8	1	47.5
00:00:00	3	30.8	1	37.5
01:00:00	1	37.5	1	37.5
02:00:00	3	23.3	1	42.5
03:00:00	0	N/A	N/A	N/A
04:00:00	1	37.5	1	37.5
05:00:00	2	18.8	2	37.5
06:00:00	9	31.1	4	38.8
07:00:00	25	21.8	6	38.3
08:00:00	27	19.0	5	40.5
09:00:00	76	14.8	9	38.6
10:00:00	120	10.0	4	40.0
11:00:00	108	11.4	10	38.0
12:00:00	107	10.3	7	39.6
13:00:00	105	9.9	1	37.5
14:00:00	112	9.8	4	38.8
15:00:00	92	12.2	9	39.7
16:00:00	88	11.6	4	37.5
17:00:00	61	13.8	6	37.5
18:00:00	56	15.4	5	38.5
19:00:00	40	19.3	2	37.5
20:00:00	17	28.5	7	42.5
21:00:00	15	19.7	1	37.5
22:00:00	8	30.6	3	37.5
23:00:00	4	33.8	1	47.5
00:00:00	0	N/A	N/A	N/A
01:00:00	0	N/A	N/A	N/A
02:00:00	0	N/A	N/A	N/A
03:00:00	2	32.5	1	37.5
04:00:00	3	34.2	1	42.5
05:00:00	5	29.5	1	37.5
06:00:00	50	21.0	11	39.8

07:00:00	136	7.9	7	38.2
08:00:00	204	6.0	3	39.2
09:00:00	100	10.8	3	40.8
10:00:00	100	10.5	4	38.8
11:00:00	114	10.5	7	37.5
12:00:00	115	9.0	3	37.5
13:00:00	104	10.1	4	41.3
14:00:00	123	10.0	10	38.0
15:00:00	213	6.1	6	37.5
16:00:00	180	7.6	8	38.8
17:00:00	173	7.7	7	38.9
18:00:00	97	11.5	8	38.8
19:00:00	56	18.9	9	40.3
20:00:00	23	20.7	2	37.5
21:00:00	17	28.7	2	40.0
22:00:00	4	32.5	1	42.5
23:00:00	6	33.3	2	42.5
00:00:00	5	35.5	3	39.2
01:00:00	1	47.5	1	47.5
02:00:00	0	N/A	N/A	N/A
03:00:00	0	N/A	N/A	N/A
04:00:00	2	40.0	1	47.5
05:00:00	4	21.9	1	37.5
06:00:00	43	16.1	8	38.8
07:00:00	128	7.9	3	39.2
08:00:00	156	7.7	6	37.5
09:00:00	77	13.8	8	38.8
10:00:00	93	10.3	6	37.5
11:00:00	71	12.8	2	40.0
12:00:00	109	11.8	10	38.5
13:00:00	110	10.8	7	38.2
14:00:00	91	12.0	3	40.8
15:00:00	158	7.5	9	37.5
16:00:00	168	7.1	4	37.5
17:00:00	131	8.3	6	37.5
18:00:00	82	13.4	5	40.5
19:00:00	52	15.9	4	38.8
20:00:00	27	26.2	8	39.4
21:00:00	20	19.1	2	42.5
22:00:00	11	28.9	1	37.5
23:00:00	5	31.5	1	37.5
00:00:00	6	33.3	2	40.0
01:00:00	2	40.0	2	40.0
02:00:00	0	N/A	N/A	N/A
03:00:00	0	N/A	N/A	N/A
04:00:00	1	27.5	0	0.0
05:00:00	6	23.8	0	0.0
06:00:00	32	26.2	11	41.1
07:00:00	154	8.4	8	38.8

08:00:00	215	6.5	10	39.0
09:00:00	102	10.8	4	38.8
10:00:00	89	13.1	8	39.4
11:00:00	98	10.6	4	40.0
12:00:00	134	9.3	6	39.2
13:00:00	117	10.1	6	38.3
14:00:00	137	8.5	6	40.0
15:00:00	175	8.7	12	39.6
16:00:00	209	6.9	13	37.9
17:00:00	159	8.3	8	37.5
18:00:00	94	9.8	8	38.8
19:00:00	72	14.9	6	39.2
20:00:00	28	21.3	3	37.5
21:00:00	21	25.2	3	37.5
22:00:00	19	23.6	3	40.8
23:00:00	10	23.5	1	37.5
00:00:00	7	27.5	1	47.5
01:00:00	1	32.5	0	0.0
02:00:00	0	N/A	N/A	N/A
03:00:00	0	N/A	N/A	N/A
04:00:00	1	27.5	0	0.0
05:00:00	5	21.0	0	0.0
06:00:00	56	16.6	14	38.6
07:00:00	124	9.6	6	39.2
08:00:00	195	7.2	6	39.2
09:00:00	113	11.3	7	38.9
10:00:00	99	11.7	5	38.5
11:00:00	105	10.7	6	37.5
12:00:00	115	9.9	4	38.8
13:00:00	119	10.6	9	38.6
14:00:00	136	8.4	6	39.2
15:00:00	196	7.1	9	38.1
16:00:00	198	6.3	8	38.1
17:00:00	155	9.2	11	39.3
18:00:00	99	12.0	6	37.5
19:00:00	44	18.2	5	39.5
20:00:00	30	20.0	4	40.0
21:00:00	23	20.2	1	37.5
22:00:00	12	24.6	1	37.5
23:00:00	5	31.5	1	37.5
00:00:00	4	30.0	1	37.5
01:00:00	3	25.0	1	47.5
02:00:00	2	16.3	0	0.0
03:00:00	0	N/A	N/A	N/A
04:00:00	3	18.3	0	0.0
05:00:00	5	29.0	2	40.0
06:00:00	54	16.1	7	38.9
07:00:00	125	9.7	8	39.4
08:00:00	211	6.9	11	38.9

09:00:00	128	10.0	9	40.3
10:00:00	120	9.4	4	41.3
11:00:00	114	10.4	7	38.2
12:00:00	114	9.2	6	37.5
13:00:00	105	10.0	4	38.8
14:00:00	145	7.7	4	41.3
15:00:00	195	7.3	14	37.5
16:00:00	190	7.4	11	38.4
17:00:00	110	8.7	3	37.5
18:00:00	112	9.3	5	39.5
19:00:00	51	18.9	9	39.2
20:00:00	37	18.8	6	37.5
21:00:00	31	20.3	3	37.5
22:00:00	29	17.4	1	42.5
23:00:00	17	20.3	2	40.0
00:00:00	5	19.0	0	0.0
01:00:00	1	37.5	1	37.5
02:00:00	2	32.5	1	37.5
03:00:00	0	N/A	N/A	N/A
04:00:00	5	28.0	2	40.0
05:00:00	3	32.5	1	37.5
06:00:00	17	27.8	4	40.0
07:00:00	21	24.4	2	40.0
08:00:00	44	18.2	7	38.2
09:00:00	72	14.9	5	39.5
10:00:00	67	16.0	8	38.1
11:00:00	93	11.7	8	39.4
12:00:00	109	11.6	11	38.4
13:00:00	109	10.5	10	37.5
14:00:00	105	11.8	7	38.9
15:00:00	114	11.8	10	38.5
16:00:00	114	11.3	12	38.3
17:00:00	72	13.2	5	38.5
18:00:00	57	17.9	12	38.8
19:00:00	45	19.7	4	38.8
20:00:00	41	16.4	2	40.0
21:00:00	21	20.6	1	37.5
22:00:00	25	19.5	2	37.5
23:00:00	15	23.0	0	0.0

Incoming Histogram
Litcham Jan 26

from Sat-Jan-10-2026-10-00-AM to Sun-Feb-01-2026-09-59-AM

Date	Starting Hr:min	<15	15 to <20	20 to <25	25 to <30	30 to <35	35 to <40	40 to <45	45 to <50	50 to <55	55 to <60	60 to <65	65 to <70	70 to <75	75 to <80	80 to <85	85 to <90	90 to <95	95 to <100	100 to >105	Total Counts	Avg Speed (MPH)	85pct Speed	10MPH Pace	% in pace	# of Speeders	% Speeders
10/01/2026	00:00	*	*	*	*	*	*	*	*	*	*	*	*	*	*	*	*	*	*	*	*	*	*	*	*	*	*
10/01/2026	01:00	*	*	*	*	*	*	*	*	*	*	*	*	*	*	*	*	*	*	*	*	*	*	*	*	*	*
10/01/2026	02:00	*	*	*	*	*	*	*	*	*	*	*	*	*	*	*	*	*	*	*	*	*	*	*	*	*	*
10/01/2026	03:00	*	*	*	*	*	*	*	*	*	*	*	*	*	*	*	*	*	*	*	*	*	*	*	*	*	*
10/01/2026	04:00	*	*	*	*	*	*	*	*	*	*	*	*	*	*	*	*	*	*	*	*	*	*	*	*	*	*
10/01/2026	05:00	*	*	*	*	*	*	*	*	*	*	*	*	*	*	*	*	*	*	*	*	*	*	*	*	*	*
10/01/2026	06:00	*	*	*	*	*	*	*	*	*	*	*	*	*	*	*	*	*	*	*	*	*	*	*	*	*	*
10/01/2026	07:00	*	*	*	*	*	*	*	*	*	*	*	*	*	*	*	*	*	*	*	*	*	*	*	*	*	*
10/01/2026	08:00	*	*	*	*	*	*	*	*	*	*	*	*	*	*	*	*	*	*	*	*	*	*	*	*	*	*
10/01/2026	09:00	*	*	*	*	*	*	*	*	*	*	*	*	*	*	*	*	*	*	*	*	*	*	*	*	*	*
10/01/2026	10:00	0	2	3	8	3	1	0	0	0	0	0	0	0	0	0	0	0	0	0	17	26.7	31.7	20 to 30	64.7	1	5.9
10/01/2026	11:00	0	4	8	35	21	3	6	0	0	0	0	0	0	0	0	0	0	0	0	77	29.2	34.3	25 to 35	72.7	9	11.7
10/01/2026	12:00	2	2	18	27	18	7	1	0	0	0	0	0	0	0	0	0	0	0	0	75	27.8	34.2	20 to 30	60.0	8	10.7
10/01/2026	13:00	0	5	13	32	12	11	0	1	0	0	0	0	0	0	0	0	0	0	0	74	28.4	35.5	20 to 30	60.8	12	16.2
10/01/2026	14:00	2	8	25	26	26	2	0	0	0	0	0	0	0	0	0	0	0	0	0	89	26.4	32.9	25 to 35	58.4	2	2.2
10/01/2026	15:00	0	4	12	48	22	4	0	1	0	0	0	0	0	0	0	0	0	0	0	91	28.2	33	25 to 35	76.9	5	5.5
10/01/2026	16:00	0	0	12	37	15	5	1	1	0	0	0	0	0	0	0	0	0	0	0	71	28.7	33.7	25 to 35	73.2	7	9.9
10/01/2026	17:00	1	1	13	25	15	4	2	0	0	0	0	0	0	0	0	0	0	0	0	61	28.2	34	25 to 35	65.6	6	9.8
10/01/2026	18:00	0	1	9	24	10	5	0	1	0	0	0	0	0	0	0	0	0	0	0	50	28.6	34	25 to 35	68.0	6	12.0
10/01/2026	19:00	0	1	7	11	11	3	0	0	0	0	0	0	0	0	0	0	0	0	0	33	28.5	34.1	25 to 35	66.7	3	9.1
10/01/2026	20:00	0	0	2	15	9	2	0	0	0	0	0	0	0	0	0	0	0	0	0	28	29.3	33.9	25 to 35	85.7	2	7.1
10/01/2026	21:00	0	0	0	9	1	2	1	0	0	0	0	0	0	0	0	0	0	0	0	13	30.2	37.5	25 to 35	76.9	3	23.1
10/01/2026	22:00	1	0	2	7	4	2	0	0	0	0	0	0	0	0	0	0	0	0	0	16	28.1	35	25 to 35	68.8	2	12.5
10/01/2026	23:00	0	0	3	3	4	0	0	0	0	0	0	0	0	0	0	0	0	0	0	10	27.6	32.5	25 to 35	70.0	*	*
24 Hr Summary		6	28	127	307	171	51	11	4	0	0	0	0	0	0	0	0	0	0	0	705	28.2	33.8	25 to 35	67.8	66	9.4

Incoming Histogram
Litcham Jan 26

from Sat-Jan-10-2026-10-00-AM to Sun-Feb-01-2026-09-59-AM

Date	Starting Hr:min	<15	15 to <20	20 to <25	25 to <30	30 to <35	35 to <40	40 to <45	45 to <50	50 to <55	55 to <60	60 to <65	65 to <70	70 to <75	75 to <80	80 to <85	85 to <90	90 to <95	95 to <100	100 to >105	Total Counts	Avg Speed (MPH)	85pct Speed	10MPH Pace	% in pace	# of Speeders	% Speeders
11/01/2026	00:00	0	0	0	2	1	1	0	0	0	0	0	0	0	0	0	0	0	0	0	4	30.8	35	25 to 35	75.0	1	25.0
11/01/2026	01:00	0	0	0	0	2	0	0	0	0	0	0	0	0	0	0	0	0	0	0	2	32.5	35	25 to 35	100.0	*	*
11/01/2026	02:00	0	0	0	0	1	0	0	0	0	0	0	0	0	0	0	0	0	0	0	1	32	35	25 to 35	100.0	*	*
11/01/2026	03:00	0	0	0	0	0	1	1	0	0	0	0	0	0	0	0	0	0	0	0	2	39.5	45	35 to 45	100.0	2	100.0
11/01/2026	04:00	0	0	0	0	0	0	0	0	0	0	0	0	0	0	0	0	0	0	0	0	0	0	*	*	*	*
11/01/2026	05:00	0	0	0	0	1	1	1	0	0	0	0	0	0	0	0	0	0	0	0	3	37	45	30 to 40	66.7	2	66.7
11/01/2026	06:00	0	0	1	2	0	1	0	0	0	0	0	0	0	0	0	0	0	0	0	4	28.5	30	20 to 30	75.0	1	25.0
11/01/2026	07:00	0	0	1	7	2	3	0	0	0	0	0	0	0	0	0	0	0	0	0	13	29.8	36.7	25 to 35	69.2	3	23.1
11/01/2026	08:00	1	0	5	5	3	4	0	0	0	0	0	0	0	0	0	0	0	0	0	18	28	36.2	20 to 30	55.6	4	22.2
11/01/2026	09:00	0	1	11	21	8	0	0	0	0	0	0	0	0	0	0	0	0	0	0	41	26.7	31.2	20 to 30	78.0	*	*
11/01/2026	10:00	0	3	8	15	11	4	3	0	0	0	0	0	0	0	0	0	0	0	0	44	28.8	35	25 to 35	59.1	7	15.9
11/01/2026	11:00	0	6	12	35	8	3	3	0	0	0	0	0	0	0	0	0	0	0	0	67	27.3	32.5	20 to 30	70.1	6	9.0
11/01/2026	12:00	0	7	26	50	9	1	0	0	0	0	0	0	0	0	0	0	0	0	0	93	25.8	29.6	20 to 30	81.7	1	1.1
11/01/2026	13:00	1	5	12	27	14	6	0	0	0	0	0	0	0	0	0	0	0	0	0	65	27.4	33.6	25 to 35	63.1	6	9.2
11/01/2026	14:00	4	7	8	27	7	0	1	0	0	0	0	0	0	0	0	0	0	0	0	54	25.1	30	20 to 30	64.8	1	1.9
11/01/2026	15:00	1	7	15	39	17	8	1	0	0	0	0	0	0	0	0	0	0	0	0	88	27.6	33.8	25 to 35	63.6	9	10.2
11/01/2026	16:00	0	3	18	40	15	1	1	0	0	0	0	0	0	0	0	0	0	0	0	78	27.1	31.7	20 to 30	74.4	2	2.6
11/01/2026	17:00	0	6	8	21	18	4	0	0	0	0	0	0	0	0	0	0	0	0	0	57	27.9	33.6	25 to 35	68.4	4	7.0
11/01/2026	18:00	0	1	5	6	12	2	0	0	0	0	0	0	0	0	0	0	0	0	0	26	29	34.2	25 to 35	69.2	2	7.7
11/01/2026	19:00	0	0	2	9	13	0	1	0	0	0	0	0	0	0	0	0	0	0	0	25	30	33.8	25 to 35	88.0	1	4.0
11/01/2026	20:00	0	0	0	5	5	3	0	0	0	0	0	0	0	0	0	0	0	0	0	13	31.2	36.7	25 to 35	76.9	3	23.1
11/01/2026	21:00	0	0	1	6	2	6	0	0	0	0	0	0	0	0	0	0	0	0	0	15	31.4	38.3	25 to 35	53.3	6	40.0
11/01/2026	22:00	0	1	0	3	2	2	0	1	0	0	0	0	0	0	0	0	0	0	0	9	31.4	40	25 to 35	55.6	3	33.3
11/01/2026	23:00	0	0	0	3	0	0	1	0	0	0	0	0	0	0	0	0	0	0	0	4	31	30	20 to 30	75.0	1	25.0
24 Hr Summary		7	47	133	323	151	51	13	1	0	0	0	0	0	0	0	0	0	0	0	726	27.6	33.5	25 to 35	65.3	65	9.0

Incoming Histogram
Litcham Jan 26

from Sat-Jan-10-2026-10-00-AM to Sun-Feb-01-2026-09-59-AM

Date	Starting Hr:min	<15	15 to <20	20 to <25	25 to <30	30 to <35	35 to <40	40 to <45	45 to <50	50 to <55	55 to <60	60 to <65	65 to <70	70 to <75	75 to <80	80 to <85	85 to <90	90 to <95	95 to <100	100 to >105	Total Counts	Avg Speed (MPH)	85pct Speed	10MPH Pace	% in pace	# of Speeders	% Speeders
12/01/2026	00:00	0	0	0	0	1	1	0	0	0	0	0	0	0	0	0	0	0	0	0	2	34.5	40	30 to 40	100.0	1	50.0
12/01/2026	01:00	0	0	0	0	0	0	2	0	0	0	0	0	0	0	0	0	0	0	0	2	42	45	35 to 45	100.0	2	100.0
12/01/2026	02:00	0	0	0	0	0	0	0	0	0	0	0	0	0	0	0	0	0	0	0	0	0	0	*	*	*	*
12/01/2026	03:00	0	0	0	1	0	0	0	0	0	0	0	0	0	0	0	0	0	0	0	1	27	30	20 to 30	100.0	*	*
12/01/2026	04:00	0	0	0	1	1	0	0	0	0	0	0	0	0	0	0	0	0	0	0	2	29.5	35	25 to 35	100.0	*	*
12/01/2026	05:00	0	0	1	1	1	1	0	0	0	0	0	0	0	0	0	0	0	0	0	4	29.5	35	20 to 30	50.0	1	25.0
12/01/2026	06:00	0	1	7	22	15	4	7	1	0	0	0	0	0	0	0	0	0	0	0	57	30.7	38.8	25 to 35	64.9	12	21.1
12/01/2026	07:00	0	10	31	57	30	6	1	0	0	0	0	0	0	0	0	0	0	0	0	135	27.2	32.8	20 to 30	65.2	7	5.2
12/01/2026	08:00	0	13	68	77	16	9	1	0	0	0	0	0	0	0	0	0	0	0	0	184	25.9	29.9	20 to 30	78.8	10	5.4
12/01/2026	09:00	1	6	26	41	23	4	0	2	0	0	0	0	0	0	0	0	0	0	0	103	27.3	33	20 to 30	65.0	6	5.8
12/01/2026	10:00	1	3	21	38	22	5	1	2	0	0	0	0	0	0	0	0	0	0	0	93	28	33.6	25 to 35	64.5	8	8.6
12/01/2026	11:00	1	5	26	40	13	6	1	0	0	0	0	0	0	0	0	0	0	0	0	92	26.8	32.3	20 to 30	71.7	7	7.6
12/01/2026	12:00	1	9	29	51	12	4	1	0	0	0	0	0	0	0	0	0	0	0	0	107	26.1	30.4	20 to 30	74.8	5	4.7
12/01/2026	13:00	0	6	29	55	25	5	2	1	0	0	0	0	0	0	0	0	0	0	0	123	27.5	33	20 to 30	68.3	8	6.5
12/01/2026	14:00	2	14	26	43	5	4	0	0	0	0	0	0	0	0	0	0	0	0	0	94	24.8	29.4	20 to 30	73.4	4	4.3
12/01/2026	15:00	6	13	46	71	20	12	3	0	0	0	0	0	0	0	0	0	0	0	0	171	26.3	32.2	20 to 30	68.4	15	8.8
12/01/2026	16:00	0	17	53	83	19	5	1	0	0	0	0	0	0	0	0	0	0	0	0	178	25.9	29.9	20 to 30	76.4	6	3.4
12/01/2026	17:00	1	14	34	73	25	6	1	0	0	0	0	0	0	0	0	0	0	0	0	154	26.6	31.8	20 to 30	69.5	7	4.5
12/01/2026	18:00	0	12	35	37	20	1	1	0	0	0	0	0	0	0	0	0	0	0	0	106	25.8	31.5	20 to 30	67.9	2	1.9
12/01/2026	19:00	0	3	7	16	8	3	1	0	0	0	0	0	0	0	0	0	0	0	0	38	27.8	33.8	25 to 35	63.2	4	10.5
12/01/2026	20:00	0	5	9	13	2	2	1	1	0	0	0	0	0	0	0	0	0	0	0	33	26.4	32.5	20 to 30	66.7	4	12.1
12/01/2026	21:00	0	0	0	5	7	2	0	0	0	0	0	0	0	0	0	0	0	0	0	14	30.9	35	25 to 35	85.7	2	14.3
12/01/2026	22:00	0	0	0	1	2	0	0	0	0	0	0	0	0	0	0	0	0	0	0	3	30.3	35	25 to 35	100.0	*	*
12/01/2026	23:00	0	1	0	2	1	1	0	0	0	0	0	0	0	0	0	0	0	0	0	5	28	35	25 to 35	60.0	1	20.0
24 Hr Summary		13	132	448	728	268	81	24	7	0	0	0	0	0	0	0	0	0	0	0	1701	26.7	32.3	20 to 30	69.1	112	6.6

Incoming Histogram
Litcham Jan 26

from Sat-Jan-10-2026-10-00-AM to Sun-Feb-01-2026-09-59-AM

Date	Starting Hr:min	<15	15 to <20	20 to <25	25 to <30	30 to <35	35 to <40	40 to <45	45 to <50	50 to <55	55 to <60	60 to <65	65 to <70	70 to <75	75 to <80	80 to <85	85 to <90	90 to <95	95 to <100	100 to >105	Total Counts	Avg Speed (MPH)	85pct Speed	10MPH Pace	% in pace	# of Speeders	% Speeders
13/01/2026	00:00	0	0	0	3	0	0	0	0	1	0	0	0	0	0	0	0	0	0	0	4	33.5	30	20 to 30	75.0	1	25.0
13/01/2026	01:00	0	0	0	0	0	0	0	0	0	0	0	0	0	0	0	0	0	0	0	0	0	0	*	*	*	*
13/01/2026	02:00	0	0	0	0	0	1	0	0	0	0	0	0	0	0	0	0	0	0	0	1	37	40	30 to 40	100.0	1	100.0
13/01/2026	03:00	0	0	1	1	0	0	0	0	0	0	0	0	0	0	0	0	0	0	0	2	24.5	30	20 to 30	100.0	*	*
13/01/2026	04:00	0	0	0	0	1	0	1	0	0	0	0	0	0	0	0	0	0	0	0	2	37	45	25 to 35	50.0	1	50.0
13/01/2026	05:00	0	0	1	4	1	0	0	0	0	0	0	0	0	0	0	0	0	0	0	6	27	30	20 to 30	83.3	*	*
13/01/2026	06:00	0	1	5	21	21	6	2	2	0	0	0	0	0	0	0	0	0	0	0	58	30.7	35.8	25 to 35	72.4	10	17.2
13/01/2026	07:00	4	12	26	51	14	6	0	0	0	0	0	0	0	0	0	0	0	0	0	113	25.7	31.1	20 to 30	68.1	6	5.3
13/01/2026	08:00	1	30	81	98	16	6	3	0	0	0	0	0	0	0	0	0	0	0	0	235	25.2	29.5	20 to 30	76.2	9	3.8
13/01/2026	09:00	1	4	28	43	6	5	1	0	0	0	0	0	0	0	0	0	0	0	0	88	26.2	29.9	20 to 30	80.7	6	6.8
13/01/2026	10:00	1	10	22	62	9	2	1	0	0	0	0	0	0	0	0	0	0	0	0	107	26	29.7	20 to 30	78.5	3	2.8
13/01/2026	11:00	0	3	21	47	13	2	1	0	0	0	0	0	0	0	0	0	0	0	0	87	27	31.2	20 to 30	78.2	3	3.4
13/01/2026	12:00	0	5	21	40	15	2	0	0	0	0	0	0	0	0	0	0	0	0	0	83	26.7	31.7	20 to 30	73.5	2	2.4
13/01/2026	13:00	0	6	20	49	14	1	1	0	0	0	0	0	0	0	0	0	0	0	0	91	26.6	30.7	20 to 30	75.8	2	2.2
13/01/2026	14:00	0	9	32	56	13	6	0	0	1	0	0	0	0	0	0	0	0	0	0	117	26.5	30.8	20 to 30	75.2	7	6.0
13/01/2026	15:00	1	18	75	85	25	7	0	0	0	0	0	0	0	0	0	0	0	0	0	211	25.7	30	20 to 30	75.8	7	3.3
13/01/2026	16:00	4	15	44	47	19	4	0	1	0	0	0	0	0	0	0	0	0	0	0	134	25.3	31.1	20 to 30	67.9	5	3.7
13/01/2026	17:00	0	6	37	53	8	3	0	0	0	0	0	0	0	0	0	0	0	0	0	107	25.7	29.5	20 to 30	84.1	3	2.8
13/01/2026	18:00	1	7	15	32	18	2	2	0	0	0	0	0	0	0	0	0	0	0	0	77	27.1	32.8	25 to 35	64.9	4	5.2
13/01/2026	19:00	0	1	8	26	12	3	1	1	0	0	0	0	0	0	0	0	0	0	0	52	28.8	33.8	25 to 35	73.1	5	9.6
13/01/2026	20:00	0	1	6	15	4	4	0	0	0	0	0	0	0	0	0	0	0	0	0	30	28	35	20 to 30	70.0	4	13.3
13/01/2026	21:00	0	3	15	11	5	2	0	0	0	0	0	0	0	0	0	0	0	0	0	36	25.6	32	20 to 30	72.2	2	5.6
13/01/2026	22:00	0	0	5	4	4	2	2	0	0	0	0	0	0	0	0	0	0	0	0	17	29.9	37.5	20 to 30	52.9	4	23.5
13/01/2026	23:00	0	0	1	1	1	1	1	0	0	0	0	0	0	0	0	0	0	0	0	5	32	40	20 to 30	40.0	2	40.0
24 Hr Summary		13	131	464	749	219	65	16	4	2	0	0	0	0	0	0	0	0	0	0	1663	26.3	31.3	20 to 30	72.9	87	5.2

Incoming Histogram
Litcham Jan 26

from Sat-Jan-10-2026-10-00-AM to Sun-Feb-01-2026-09-59-AM

Date	Starting Hr:min	<15	15 to <20	20 to <25	25 to <30	30 to <35	35 to <40	40 to <45	45 to <50	50 to <55	55 to <60	60 to <65	65 to <70	70 to <75	75 to <80	80 to <85	85 to <90	90 to <95	95 to <100	100 to >105	Total Counts	Avg Speed (MPH)	85pct Speed	10MPH Pace	% in pace	# of Speeders	% Speeders
14/01/2026	00:00	0	0	0	0	1	2	0	0	0	0	0	0	0	0	0	0	0	0	0	3	35.7	40	30 to 40	100.0	2	66.7
14/01/2026	01:00	0	0	0	1	1	0	0	0	0	0	0	0	0	0	0	0	0	0	0	2	29.5	35	25 to 35	100.0	*	*
14/01/2026	02:00	0	0	1	1	0	0	0	0	0	0	0	0	0	0	0	0	0	0	0	2	24.5	30	20 to 30	100.0	*	*
14/01/2026	03:00	0	0	0	2	1	0	0	0	0	0	0	0	0	0	0	0	0	0	0	3	29	35	25 to 35	100.0	*	*
14/01/2026	04:00	0	0	1	1	1	0	0	0	0	0	0	0	0	0	0	0	0	0	0	3	27	35	20 to 30	66.7	*	*
14/01/2026	05:00	0	0	1	4	2	0	0	0	0	0	0	0	0	0	0	0	0	0	0	7	28.1	32.5	25 to 35	85.7	*	*
14/01/2026	06:00	0	2	1	18	10	6	3	1	0	0	0	0	0	0	0	0	0	0	0	41	30.9	38.3	25 to 35	68.3	10	24.4
14/01/2026	07:00	0	7	40	54	16	6	0	0	0	0	0	0	0	0	0	0	0	0	0	123	26.3	31.2	20 to 30	76.4	6	4.9
14/01/2026	08:00	1	19	64	71	22	5	4	0	0	0	0	0	0	0	0	0	0	0	0	186	25.8	30.7	20 to 30	72.6	9	4.8
14/01/2026	09:00	0	9	14	34	19	3	1	0	0	0	0	0	0	0	0	0	0	0	0	80	27.1	32.9	25 to 35	66.3	4	5.0
14/01/2026	10:00	3	7	29	43	9	8	0	0	0	0	0	0	0	0	0	0	0	0	0	99	26	31.1	20 to 30	72.7	8	8.1
14/01/2026	11:00	1	6	22	36	13	3	1	0	0	0	0	0	0	0	0	0	0	0	0	82	26.4	31.9	20 to 30	70.7	4	4.9
14/01/2026	12:00	0	8	38	56	18	2	3	0	0	0	0	0	0	0	0	0	0	0	0	125	26.4	31.1	20 to 30	75.2	5	4.0
14/01/2026	13:00	0	7	24	51	14	2	4	0	0	0	0	0	0	0	0	0	0	0	0	102	27	31.8	20 to 30	73.5	6	5.9
14/01/2026	14:00	0	1	24	55	32	6	0	0	0	0	0	0	0	0	0	0	0	0	0	118	28.2	33.1	25 to 35	73.7	6	5.1
14/01/2026	15:00	0	24	72	77	38	3	0	0	0	0	0	0	0	0	0	0	0	0	0	214	25.7	31.2	20 to 30	69.6	3	1.4
14/01/2026	16:00	2	24	58	76	23	6	0	1	0	0	0	0	0	0	0	0	0	0	0	190	25.5	30.4	20 to 30	70.5	7	3.7
14/01/2026	17:00	1	9	42	59	24	6	0	0	0	0	0	0	0	0	0	0	0	0	0	141	26.5	31.9	20 to 30	71.6	6	4.3
14/01/2026	18:00	0	3	22	51	30	5	0	0	0	0	0	0	0	0	0	0	0	0	0	111	27.9	33	25 to 35	73.0	5	4.5
14/01/2026	19:00	0	7	13	24	12	3	0	1	0	0	0	0	0	0	0	0	0	0	0	60	26.9	32.9	20 to 30	61.7	4	6.7
14/01/2026	20:00	0	1	9	14	8	3	0	0	0	0	0	0	0	0	0	0	0	0	0	35	27.7	33.8	20 to 30	65.7	3	8.6
14/01/2026	21:00	0	1	6	9	3	2	0	1	0	0	0	0	0	0	0	0	0	0	0	22	27.9	35	20 to 30	68.2	3	13.6
14/01/2026	22:00	0	1	3	2	1	1	1	0	0	0	0	0	0	0	0	0	0	0	0	9	27.7	40	20 to 30	55.6	2	22.2
14/01/2026	23:00	0	0	0	4	1	0	2	1	0	0	0	0	0	0	0	0	0	0	0	8	34	45	25 to 35	62.5	3	37.5
24 Hr Summary		8	136	484	743	299	72	19	5	0	0	0	0	0	0	0	0	0	0	0	1766	26.7	32.2	20 to 30	69.5	96	5.4

Incoming Histogram
Litcham Jan 26

from Sat-Jan-10-2026-10-00-AM to Sun-Feb-01-2026-09-59-AM

Date	Starting Hr:min	<15	15 to <20	20 to <25	25 to <30	30 to <35	35 to <40	40 to <45	45 to <50	50 to <55	55 to <60	60 to <65	65 to <70	70 to <75	75 to <80	80 to <85	85 to <90	90 to <95	95 to <100	100 to >105	Total Counts	Avg Speed (MPH)	85pct Speed	10MPH Pace	% in pace	# of Speeders	% Speeders
15/01/2026	00:00	0	0	2	4	2	0	0	0	0	0	0	0	0	0	0	0	0	0	0	8	27.4	32.5	20 to 30	75.0	*	*
15/01/2026	01:00	0	0	0	1	0	0	0	0	0	0	0	0	0	0	0	0	0	0	0	1	27	30	20 to 30	100.0	*	*
15/01/2026	02:00	0	0	0	0	0	1	0	0	0	0	0	0	0	0	0	0	0	0	0	1	37	40	30 to 40	100.0	1	100.0
15/01/2026	03:00	0	0	0	0	0	0	1	0	0	0	0	0	0	0	0	0	0	0	0	1	42	45	35 to 45	100.0	1	100.0
15/01/2026	04:00	0	0	1	0	2	0	0	1	0	0	0	0	0	0	0	0	0	0	0	4	33.3	35	25 to 35	50.0	1	25.0
15/01/2026	05:00	0	0	0	2	1	0	0	0	0	0	0	0	0	0	0	0	0	0	0	3	28.7	35	25 to 35	100.0	*	*
15/01/2026	06:00	0	1	7	17	23	9	4	0	0	0	0	0	0	0	0	0	0	0	0	61	31	37.2	25 to 35	65.6	13	21.3
15/01/2026	07:00	0	15	27	48	21	6	0	0	0	0	0	0	0	0	0	0	0	0	0	117	26.4	32.1	20 to 30	64.1	6	5.1
15/01/2026	08:00	5	23	72	90	16	6	1	0	0	0	0	0	0	0	0	0	0	0	0	213	25	29.5	20 to 30	76.1	7	3.3
15/01/2026	09:00	0	4	17	43	12	1	0	0	0	0	0	0	0	0	0	0	0	0	0	77	26.6	30.4	20 to 30	77.9	1	1.3
15/01/2026	10:00	2	5	30	62	12	5	0	0	0	0	0	0	0	0	0	0	0	0	0	116	26.4	30	20 to 30	79.3	5	4.3
15/01/2026	11:00	1	6	29	40	18	3	0	1	0	0	0	0	0	0	0	0	0	0	0	98	26.5	31.9	20 to 30	70.4	4	4.1
15/01/2026	12:00	1	5	35	54	19	8	1	0	0	0	0	0	0	0	0	0	0	0	0	123	27	32.6	20 to 30	72.4	9	7.3
15/01/2026	13:00	0	5	31	68	10	5	1	0	0	0	0	0	0	0	0	0	0	0	0	120	26.6	29.9	20 to 30	82.5	6	5.0
15/01/2026	14:00	5	12	47	54	25	4	0	0	0	0	0	0	0	0	0	0	0	0	0	147	25.5	31.4	20 to 30	68.7	4	2.7
15/01/2026	15:00	1	17	59	81	23	17	2	0	0	0	0	0	0	0	0	0	0	0	0	200	26.6	32.6	20 to 30	70.0	19	9.5
15/01/2026	16:00	0	13	49	62	16	3	0	0	0	0	0	0	0	0	0	0	0	0	0	143	25.6	29.8	20 to 30	77.6	3	2.1
15/01/2026	17:00	0	9	36	63	13	4	0	0	0	0	0	0	0	0	0	0	0	0	0	125	26.1	29.8	20 to 30	79.2	4	3.2
15/01/2026	18:00	0	4	17	43	17	5	0	0	0	0	0	0	0	0	0	0	0	0	0	86	27.5	32.6	20 to 30	69.8	5	5.8
15/01/2026	19:00	0	4	13	18	9	1	0	0	0	0	0	0	0	0	0	0	0	0	0	45	26.2	31.7	20 to 30	68.9	1	2.2
15/01/2026	20:00	0	3	7	12	6	2	0	0	0	0	0	0	0	0	0	0	0	0	0	30	26.7	33.3	20 to 30	63.3	2	6.7
15/01/2026	21:00	0	3	3	14	2	1	0	0	0	0	0	0	0	0	0	0	0	0	0	23	26.2	30	20 to 30	73.9	1	4.3
15/01/2026	22:00	0	0	0	4	3	0	0	0	0	0	0	0	0	0	0	0	0	0	0	7	29.1	33.3	25 to 35	100.0	*	*
15/01/2026	23:00	0	0	1	4	4	0	0	0	0	0	0	0	0	0	0	0	0	0	0	9	28.8	33.8	25 to 35	88.9	*	*
24 Hr Summary		15	129	483	784	254	81	10	2	0	0	0	0	0	0	0	0	0	0	0	1758	26.4	31.6	20 to 30	72.1	93	5.3

Incoming Histogram
Litcham Jan 26

from Sat-Jan-10-2026-10-00-AM to Sun-Feb-01-2026-09-59-AM

Date	Starting Hr:min	<15	15 to <20	20 to <25	25 to <30	30 to <35	35 to <40	40 to <45	45 to <50	50 to <55	55 to <60	60 to <65	65 to <70	70 to <75	75 to <80	80 to <85	85 to <90	90 to <95	95 to <100	100 to >105	Total Counts	Avg Speed (MPH)	85pct Speed	10MPH Pace	% in pace	# of Speeders	% Speeders
16/01/2026	00:00	0	0	3	0	1	1	1	0	0	0	0	0	0	0	0	0	0	0	0	6	29.7	40	15 to 25	50.0	2	33.3
16/01/2026	01:00	0	0	1	0	1	0	0	0	0	0	0	0	0	0	0	0	0	0	0	2	27	35	15 to 25	50.0	*	*
16/01/2026	02:00	0	0	0	0	0	0	0	1	0	0	0	0	0	0	0	0	0	0	0	1	47	50	40 to 50	100.0	1	100.0
16/01/2026	03:00	0	0	0	0	0	0	0	0	0	0	0	0	0	0	0	0	0	0	0	0	0	0	*	*	*	*
16/01/2026	04:00	0	0	1	2	1	2	0	0	0	0	0	0	0	0	0	0	0	0	0	6	30.5	37.5	20 to 30	50.0	2	33.3
16/01/2026	05:00	0	0	1	7	5	1	1	1	0	0	0	0	0	0	0	0	0	0	0	16	31.3	40	25 to 35	75.0	3	18.8
16/01/2026	06:00	0	1	6	18	9	7	2	0	0	0	0	0	0	0	0	0	0	0	0	43	29.7	37.1	25 to 35	62.8	9	20.9
16/01/2026	07:00	0	10	24	52	16	8	2	0	0	0	0	0	0	0	0	0	0	0	0	112	27.1	32.8	20 to 30	67.9	10	8.9
16/01/2026	08:00	1	26	65	100	21	5	0	0	0	0	0	0	0	0	0	0	0	0	0	218	25.4	29.6	20 to 30	75.7	5	2.3
16/01/2026	09:00	0	7	30	44	16	3	1	0	0	0	0	0	0	0	0	0	0	0	0	101	26.4	31.6	20 to 30	73.3	4	4.0
16/01/2026	10:00	1	5	26	47	10	2	1	0	0	0	0	0	0	0	0	0	0	0	0	92	26.2	29.9	20 to 30	79.3	3	3.3
16/01/2026	11:00	0	8	25	46	18	7	0	0	0	0	0	0	0	0	0	0	0	0	0	104	26.9	32.5	20 to 30	68.3	7	6.7
16/01/2026	12:00	0	10	24	46	23	4	1	0	0	0	0	0	0	0	0	0	0	0	0	108	26.9	32.6	20 to 30	64.8	5	4.6
16/01/2026	13:00	0	9	29	66	26	7	3	0	0	0	0	0	0	0	0	0	0	0	0	140	27.4	32.9	20 to 30	67.9	10	7.1
16/01/2026	14:00	0	12	50	70	32	4	0	0	0	0	0	0	0	0	0	0	0	0	0	168	26.4	31.7	20 to 30	71.4	4	2.4
16/01/2026	15:00	3	17	60	83	29	13	2	0	0	0	0	0	0	0	0	0	0	0	0	207	26.4	32.2	20 to 30	69.1	15	7.2
16/01/2026	16:00	2	12	59	70	25	9	0	0	0	0	0	0	0	0	0	0	0	0	0	177	26.1	31.4	20 to 30	72.9	9	5.1
16/01/2026	17:00	0	7	29	50	35	4	0	0	0	0	0	0	0	0	0	0	0	0	0	125	27.4	32.9	25 to 35	68.0	4	3.2
16/01/2026	18:00	0	6	23	31	25	2	0	0	0	0	0	0	0	0	0	0	0	0	0	87	27	32.8	25 to 35	64.4	2	2.3
16/01/2026	19:00	0	1	9	20	11	3	3	1	0	0	0	0	0	0	0	0	0	0	0	48	29.2	35	25 to 35	64.6	7	14.6
16/01/2026	20:00	0	2	3	17	11	4	3	1	0	0	0	0	0	0	0	0	0	0	0	41	30.3	37.5	25 to 35	68.3	8	19.5
16/01/2026	21:00	0	1	0	14	2	4	2	0	0	0	0	0	0	0	0	0	0	0	0	23	30.3	38.8	25 to 35	69.6	6	26.1
16/01/2026	22:00	0	0	1	5	5	3	0	0	0	0	0	0	0	0	0	0	0	0	0	14	30.7	36.7	25 to 35	71.4	3	21.4
16/01/2026	23:00	0	0	1	5	2	1	0	0	0	0	0	0	0	0	0	0	0	0	0	9	28.9	35	25 to 35	77.8	1	11.1
24 Hr Summary		7	134	470	793	324	94	22	4	0	0	0	0	0	0	0	0	0	0	0	1848	26.9	32.6	20 to 30	68.3	120	6.5

Incoming Histogram
Litcham Jan 26

from Sat-Jan-10-2026-10-00-AM to Sun-Feb-01-2026-09-59-AM

Date	Starting Hr:min	<15	15 to <20	20 to <25	25 to <30	30 to <35	35 to <40	40 to <45	45 to <50	50 to <55	55 to <60	60 to <65	65 to <70	70 to <75	75 to <80	80 to <85	85 to <90	90 to <95	95 to <100	100 to >105	Total Counts	Avg Speed (MPH)	85pct Speed	10MPH Pace	% in pace	# of Speeders	% Speeders
17/01/2026	00:00	0	0	0	3	1	1	0	0	0	0	0	0	0	0	0	0	0	0	0	5	30.2	35	25 to 35	80.0	1	20.0
17/01/2026	01:00	0	0	0	2	2	0	0	0	0	0	0	0	0	0	0	0	0	0	0	4	29.5	32.5	25 to 35	100.0	*	*
17/01/2026	02:00	0	0	0	0	0	0	0	0	0	0	0	0	0	0	0	0	0	0	0	0	0	0	*	*	*	*
17/01/2026	03:00	0	0	0	0	0	1	0	0	0	0	0	0	0	0	0	0	0	0	0	1	37	40	30 to 40	100.0	1	100.0
17/01/2026	04:00	0	0	0	1	0	1	0	0	0	0	0	0	0	0	0	0	0	0	0	2	32	40	20 to 30	50.0	1	50.0
17/01/2026	05:00	0	0	0	2	3	0	0	0	0	0	0	0	0	0	0	0	0	0	0	5	30	33.3	25 to 35	100.0	*	*
17/01/2026	06:00	0	0	0	5	3	2	3	1	0	0	0	0	0	0	0	0	0	0	0	14	34.3	43.3	25 to 35	57.1	6	42.9
17/01/2026	07:00	0	0	5	14	8	1	0	0	0	0	0	0	0	0	0	0	0	0	0	28	28.2	33.1	25 to 35	78.6	1	3.6
17/01/2026	08:00	0	2	10	17	11	3	2	0	0	0	0	0	0	0	0	0	0	0	0	45	28.3	34.1	25 to 35	62.2	5	11.1
17/01/2026	09:00	0	3	6	28	12	4	1	1	0	0	0	0	0	0	0	0	0	0	0	55	28.7	34.2	25 to 35	72.7	6	10.9
17/01/2026	10:00	1	4	25	53	16	6	2	0	0	0	0	0	0	0	0	0	0	0	0	107	27.3	32.5	20 to 30	72.9	8	7.5
17/01/2026	11:00	1	5	23	44	12	6	0	0	0	0	0	0	0	0	0	0	0	0	0	91	26.7	31.7	20 to 30	73.6	6	6.6
17/01/2026	12:00	1	4	31	55	18	7	0	0	0	0	0	0	0	0	0	0	0	0	0	116	27	32.2	20 to 30	74.1	7	6.0
17/01/2026	13:00	0	3	21	47	23	6	1	0	0	0	0	0	0	0	0	0	0	0	0	101	27.9	33.3	25 to 35	69.3	7	6.9
17/01/2026	14:00	0	4	18	46	11	4	1	0	0	0	0	0	0	0	0	0	0	0	0	84	27.1	31.4	20 to 30	76.2	5	6.0
17/01/2026	15:00	0	5	8	31	20	5	0	0	0	0	0	0	0	0	0	0	0	0	0	69	28.1	33.8	25 to 35	73.9	5	7.2
17/01/2026	16:00	0	5	12	41	21	5	1	1	0	0	0	0	0	0	0	0	0	0	0	86	28.3	33.6	25 to 35	72.1	7	8.1
17/01/2026	17:00	8	13	28	32	10	0	0	0	0	0	0	0	0	0	0	0	0	0	0	91	23.6	29.4	20 to 30	65.9	*	*
17/01/2026	18:00	0	5	14	30	14	3	1	0	1	0	0	0	0	0	0	0	0	0	0	68	27.6	33.2	20 to 30	64.7	5	7.4
17/01/2026	19:00	2	3	4	16	9	8	1	0	0	0	0	0	0	0	0	0	0	0	0	43	28.5	36.9	25 to 35	58.1	9	20.9
17/01/2026	20:00	0	1	6	11	5	1	0	0	0	0	0	0	0	0	0	0	0	0	0	24	27.1	32	20 to 30	70.8	1	4.2
17/01/2026	21:00	0	4	5	8	4	2	0	0	0	0	0	0	0	0	0	0	0	0	0	23	26.2	33.8	20 to 30	56.5	2	8.7
17/01/2026	22:00	0	0	0	6	4	0	0	0	0	0	0	0	0	0	0	0	0	0	0	10	29.1	32.5	25 to 35	100.0	*	*
17/01/2026	23:00	0	1	2	4	3	0	0	0	0	0	0	0	0	0	0	0	0	0	0	10	26.6	31.7	25 to 35	70.0	*	*
24 Hr Summary		13	62	218	496	210	66	13	3	1	0	0	0	0	0	0	0	0	0	0	1082	27.4	33.1	20 to 30	66.0	83	7.7

Incoming Histogram
Litcham Jan 26

from Sat-Jan-10-2026-10-00-AM to Sun-Feb-01-2026-09-59-AM

Date	Starting Hr:min	<15	15 to <20	20 to <25	25 to <30	30 to <35	35 to <40	40 to <45	45 to <50	50 to <55	55 to <60	60 to <65	65 to <70	70 to <75	75 to <80	80 to <85	85 to <90	90 to <95	95 to <100	100 to >105	Total Counts	Avg Speed (MPH)	85pct Speed	10MPH Pace	% in pace	# of Speeders	% Speeders
18/01/2026	00:00	0	0	0	0	0	0	0	0	0	0	0	0	0	0	0	0	0	0	0	0	0	0	*	*	*	*
18/01/2026	01:00	0	0	0	0	0	0	0	0	0	0	0	0	0	0	0	0	0	0	0	0	0	0	*	*	*	*
18/01/2026	02:00	0	0	0	0	1	1	0	0	0	0	0	0	0	0	0	0	0	0	0	2	34.5	40	30 to 40	100.0	1	50.0
18/01/2026	03:00	0	0	0	0	0	0	0	0	0	0	0	0	0	0	0	0	0	0	0	0	0	0	*	*	*	*
18/01/2026	04:00	0	0	0	0	1	1	0	0	0	0	0	0	0	0	0	0	0	0	0	2	34.5	40	30 to 40	100.0	1	50.0
18/01/2026	05:00	0	0	0	0	0	0	0	0	0	0	0	0	0	0	0	0	0	0	0	0	0	0	*	*	*	*
18/01/2026	06:00	0	0	0	0	3	0	1	0	0	0	0	0	0	0	0	0	0	0	0	4	34.8	35	25 to 35	75.0	1	25.0
18/01/2026	07:00	0	2	6	8	6	4	0	0	0	0	0	0	0	0	0	0	0	0	0	26	28	35	20 to 30	53.8	4	15.4
18/01/2026	08:00	0	0	5	14	10	7	1	0	0	0	0	0	0	0	0	0	0	0	0	37	30.2	36.4	25 to 35	64.9	8	21.6
18/01/2026	09:00	0	4	11	36	17	6	1	0	0	0	0	0	0	0	0	0	0	0	0	75	28.3	33.8	25 to 35	70.7	7	9.3
18/01/2026	10:00	2	9	26	51	22	5	1	0	0	0	0	0	0	0	0	0	0	0	0	116	26.7	32.5	20 to 30	66.4	6	5.2
18/01/2026	11:00	0	11	38	66	19	6	2	0	0	0	0	0	0	0	0	0	0	0	0	142	26.6	31.6	20 to 30	73.2	8	5.6
18/01/2026	12:00	0	7	24	52	21	8	4	0	0	0	0	0	0	0	0	0	0	0	0	116	27.9	33.8	20 to 30	65.5	12	10.3
18/01/2026	13:00	0	6	21	51	25	4	0	0	0	0	0	0	0	0	0	0	0	0	0	107	27.4	32.6	25 to 35	71.0	4	3.7
18/01/2026	14:00	0	2	23	37	18	7	0	0	0	0	0	0	0	0	0	0	0	0	0	87	27.7	33.3	20 to 30	69.0	7	8.0
18/01/2026	15:00	0	12	24	60	18	5	2	0	0	0	0	0	0	0	0	0	0	0	0	121	26.8	31.9	20 to 30	69.4	7	5.8
18/01/2026	16:00	0	7	18	35	21	6	0	0	0	0	0	0	0	0	0	0	0	0	0	87	27.4	33.3	25 to 35	64.4	6	6.9
18/01/2026	17:00	0	4	10	27	16	6	0	0	0	0	0	0	0	0	0	0	0	0	0	63	28.1	34.1	25 to 35	68.3	6	9.5
18/01/2026	18:00	0	2	6	19	8	2	1	0	0	0	0	0	0	0	0	0	0	0	0	38	27.9	33.1	25 to 35	71.1	3	7.9
18/01/2026	19:00	0	1	3	22	16	2	2	0	0	0	0	0	0	0	0	0	0	0	0	46	29.6	34.1	25 to 35	82.6	4	8.7
18/01/2026	20:00	0	1	5	17	3	1	1	0	0	0	0	0	0	0	0	0	0	0	0	28	27.4	31.7	20 to 30	78.6	2	7.1
18/01/2026	21:00	0	2	4	7	1	2	0	0	0	0	0	0	0	0	0	0	0	0	0	16	26.2	35	20 to 30	68.8	2	12.5
18/01/2026	22:00	0	0	1	1	2	1	0	0	0	0	0	0	0	0	0	0	0	0	0	5	30	35	25 to 35	60.0	1	20.0
18/01/2026	23:00	0	1	0	2	0	1	0	1	0	0	0	0	0	0	0	0	0	0	0	5	31	40	20 to 30	40.0	2	40.0
24 Hr Summary		2	71	225	505	228	75	16	1	0	0	0	0	0	0	0	0	0	0	0	1123	27.6	33.3	25 to 35	65.3	92	8.2

Incoming Histogram
Litcham Jan 26

from Sat-Jan-10-2026-10-00-AM to Sun-Feb-01-2026-09-59-AM

Date	Starting Hr:min	<15	15 to <20	20 to <25	25 to <30	30 to <35	35 to <40	40 to <45	45 to <50	50 to <55	55 to <60	60 to <65	65 to <70	70 to <75	75 to <80	80 to <85	85 to <90	90 to <95	95 to <100	100 to >105	Total Counts	Avg Speed (MPH)	85pct Speed	10MPH Pace	% in pace	# of Speeders	% Speeders
19/01/2026	00:00	0	0	0	0	1	0	0	0	0	0	0	0	0	0	0	0	0	0	0	1	32	35	25 to 35	100.0	*	*
19/01/2026	01:00	0	0	0	0	1	0	0	0	0	0	0	0	0	0	0	0	0	0	0	1	32	35	25 to 35	100.0	*	*
19/01/2026	02:00	0	0	0	0	0	0	0	0	0	0	0	0	0	0	0	0	0	0	0	0	0	0	*	*	*	*
19/01/2026	03:00	0	1	1	1	0	0	0	0	0	0	0	0	0	0	0	0	0	0	0	3	22	30	15 to 25	66.7	*	*
19/01/2026	04:00	0	0	0	1	0	1	1	0	0	0	0	0	0	0	0	0	0	0	0	3	35.3	45	35 to 45	66.7	2	66.7
19/01/2026	05:00	0	0	1	2	1	2	1	0	0	0	0	0	0	0	0	0	0	0	0	7	32	40	20 to 30	42.9	3	42.9
19/01/2026	06:00	0	3	4	20	10	8	5	0	0	0	0	0	0	0	0	0	0	0	0	50	30.4	38.1	25 to 35	60.0	13	26.0
19/01/2026	07:00	1	11	30	59	21	5	2	0	0	0	0	0	0	0	0	0	0	0	0	129	26.7	32.1	20 to 30	69.0	7	5.4
19/01/2026	08:00	1	23	67	93	36	6	0	0	0	0	0	0	0	0	0	0	0	0	0	226	25.9	31.1	20 to 30	70.8	6	2.7
19/01/2026	09:00	1	10	17	50	16	4	2	0	0	0	0	0	0	0	0	0	0	0	0	100	26.9	32.2	20 to 30	67.0	6	6.0
19/01/2026	10:00	1	8	28	57	15	1	1	0	0	0	0	0	0	0	0	0	0	0	0	111	26.2	30	20 to 30	76.6	2	1.8
19/01/2026	11:00	0	2	14	44	16	3	2	0	0	0	0	0	0	0	0	0	0	0	0	81	28	32.8	25 to 35	74.1	5	6.2
19/01/2026	12:00	0	8	17	47	16	3	1	1	0	0	0	0	0	0	0	0	0	0	0	93	27.1	32.2	20 to 30	68.8	5	5.4
19/01/2026	13:00	0	7	22	53	17	5	1	0	0	0	0	0	0	0	0	0	0	0	0	105	27.1	32.1	20 to 30	71.4	6	5.7
19/01/2026	14:00	0	10	25	56	23	7	0	1	0	0	0	0	0	0	0	0	0	0	0	122	27.2	32.8	20 to 30	66.4	8	6.6
19/01/2026	15:00	0	8	48	77	32	7	0	1	0	0	0	0	0	0	0	0	0	0	0	173	27	32.2	20 to 30	72.3	8	4.6
19/01/2026	16:00	3	18	52	91	28	10	2	0	0	0	0	0	0	0	0	0	0	0	0	204	26.4	31.6	20 to 30	70.1	12	5.9
19/01/2026	17:00	0	13	41	71	27	9	2	0	0	0	0	0	0	0	0	0	0	0	0	163	26.9	32.6	20 to 30	68.7	11	6.7
19/01/2026	18:00	0	4	13	44	15	9	0	0	0	0	0	0	0	0	0	0	0	0	0	85	28.1	33.7	25 to 35	69.4	9	10.6
19/01/2026	19:00	0	2	9	19	10	1	1	0	0	0	0	0	0	0	0	0	0	0	0	42	27.5	33	25 to 35	69.0	2	4.8
19/01/2026	20:00	0	1	5	15	9	3	1	0	0	0	0	0	0	0	0	0	0	0	0	34	28.9	34.4	25 to 35	70.6	4	11.8
19/01/2026	21:00	0	0	0	3	8	1	0	0	0	0	0	0	0	0	0	0	0	0	0	12	31.3	34.4	25 to 35	91.7	1	8.3
19/01/2026	22:00	0	0	0	1	2	1	2	0	0	0	0	0	0	0	0	0	0	0	0	6	35.5	42.5	25 to 35	50.0	3	50.0
19/01/2026	23:00	0	0	1	4	2	0	3	0	0	0	0	0	0	0	0	0	0	0	0	10	32	41.7	25 to 35	60.0	3	30.0
24 Hr Summary		7	129	395	808	306	86	27	3	0	0	0	0	0	0	0	0	0	0	0	1761	27.1	32.6	20 to 30	68.3	116	6.6

Incoming Histogram
Litcham Jan 26

from Sat-Jan-10-2026-10-00-AM to Sun-Feb-01-2026-09-59-AM

Date	Starting Hr:min	<15	15 to <20	20 to <25	25 to <30	30 to <35	35 to <40	40 to <45	45 to <50	50 to <55	55 to <60	60 to <65	65 to <70	70 to <75	75 to <80	80 to <85	85 to <90	90 to <95	95 to <100	100 to >105	Total Counts	Avg Speed (MPH)	85pct Speed	10MPH Pace	% in pace	# of Speeders	% Speeders
20/01/2026	00:00	0	0	1	0	0	1	0	0	0	0	0	0	0	0	0	0	0	0	0	2	29.5	40	15 to 25	50.0	1	50.0
20/01/2026	01:00	0	0	0	0	0	0	0	0	0	0	0	0	0	0	0	0	0	0	0	0	0	0	*	*	*	*
20/01/2026	02:00	0	0	0	1	0	0	0	0	0	0	0	0	0	0	0	0	0	0	0	1	27	30	20 to 30	100.0	*	*
20/01/2026	03:00	0	0	0	0	0	0	0	0	0	0	0	0	0	0	0	0	0	0	0	0	0	0	*	*	*	*
20/01/2026	04:00	0	0	0	0	1	0	0	0	0	0	0	0	0	0	0	0	0	0	0	1	32	35	25 to 35	100.0	*	*
20/01/2026	05:00	0	0	0	8	4	1	1	0	0	0	0	0	0	0	0	0	0	0	0	14	30.4	35	25 to 35	85.7	2	14.3
20/01/2026	06:00	0	5	15	38	19	5	7	1	0	0	0	0	0	0	0	0	0	0	0	90	29	34.7	25 to 35	63.3	13	14.4
20/01/2026	07:00	0	10	34	77	31	11	1	1	0	0	0	0	0	0	0	0	0	0	0	165	27.6	33.1	20 to 30	67.3	13	7.9
20/01/2026	08:00	3	17	65	96	19	4	0	0	0	0	0	0	0	0	0	0	0	0	0	204	25.5	29.6	20 to 30	78.9	4	2.0
20/01/2026	09:00	1	6	29	53	20	1	2	0	0	0	0	0	0	0	0	0	0	0	0	112	26.7	31.5	20 to 30	73.2	3	2.7
20/01/2026	10:00	5	8	28	46	13	3	0	1	0	0	0	0	0	0	0	0	0	0	0	104	25.6	30.4	20 to 30	71.2	4	3.8
20/01/2026	11:00	1	13	30	43	10	3	1	0	0	0	0	0	0	0	0	0	0	0	0	101	25.4	29.9	20 to 30	72.3	4	4.0
20/01/2026	12:00	1	6	20	43	22	6	0	0	0	0	0	0	0	0	0	0	0	0	0	98	27.3	33	25 to 35	66.3	6	6.1
20/01/2026	13:00	0	9	21	39	16	7	2	0	0	0	0	0	0	0	0	0	0	0	0	94	27.2	33.4	20 to 30	63.8	9	9.6
20/01/2026	14:00	0	9	34	50	19	4	1	1	0	0	0	0	0	0	0	0	0	0	0	118	26.6	31.8	20 to 30	71.2	6	5.1
20/01/2026	15:00	0	23	58	107	20	3	0	0	0	0	0	0	0	0	0	0	0	0	0	211	25.6	29.6	20 to 30	78.2	3	1.4
20/01/2026	16:00	2	13	54	76	31	15	0	0	0	0	0	0	0	0	0	0	0	0	0	191	26.7	32.7	20 to 30	68.1	15	7.9
20/01/2026	17:00	0	13	55	66	38	10	1	0	0	0	0	0	0	0	0	0	0	0	0	183	26.9	32.9	20 to 30	66.1	11	6.0
20/01/2026	18:00	0	6	12	38	26	3	2	1	0	0	0	0	0	0	0	0	0	0	0	88	28.4	33.7	25 to 35	72.7	6	6.8
20/01/2026	19:00	0	5	13	21	24	4	0	0	0	0	0	0	0	0	0	0	0	0	0	67	28	33.8	25 to 35	67.2	4	6.0
20/01/2026	20:00	0	0	3	10	7	4	4	0	0	0	0	0	0	0	0	0	0	0	0	28	31.5	40	25 to 35	60.7	8	28.6
20/01/2026	21:00	0	0	4	11	4	2	0	0	0	0	0	0	0	0	0	0	0	0	0	21	28.3	33.8	20 to 30	71.4	2	9.5
20/01/2026	22:00	0	1	3	6	4	1	0	0	0	0	0	0	0	0	0	0	0	0	0	15	27.6	33.8	25 to 35	66.7	1	6.7
20/01/2026	23:00	0	0	0	5	1	1	1	0	0	0	0	0	0	0	0	0	0	0	0	8	30.9	40	25 to 35	75.0	2	25.0
24 Hr Summary		13	144	479	834	329	89	23	5	0	0	0	0	0	0	0	0	0	0	0	1916	26.8	32.4	20 to 30	68.5	117	6.1

Incoming Histogram
Litcham Jan 26

from Sat-Jan-10-2026-10-00-AM to Sun-Feb-01-2026-09-59-AM

Date	Starting Hr:min	<15	15 to <20	20 to <25	25 to <30	30 to <35	35 to <40	40 to <45	45 to <50	50 to <55	55 to <60	60 to <65	65 to <70	70 to <75	75 to <80	80 to <85	85 to <90	90 to <95	95 to <100	100 to >105	Total Counts	Avg Speed (MPH)	85pct Speed	10MPH Pace	% in pace	# of Speeders	% Speeders
21/01/2026	00:00	0	0	0	0	0	0	0	0	0	0	0	0	0	0	0	0	0	0	0	0	0	0	*	*	*	*
21/01/2026	01:00	0	1	1	1	0	0	0	0	0	0	0	0	0	0	0	0	0	0	0	3	22	30	15 to 25	66.7	*	*
21/01/2026	02:00	0	0	0	0	0	0	0	0	0	0	0	0	0	0	0	0	0	0	0	0	0	0	*	*	*	*
21/01/2026	03:00	0	0	0	0	0	0	0	0	0	0	0	0	0	0	0	0	0	0	0	0	0	0	*	*	*	*
21/01/2026	04:00	0	0	0	1	1	0	1	0	0	0	0	0	0	0	0	0	0	0	0	3	33.7	45	25 to 35	66.7	1	33.3
21/01/2026	05:00	0	0	0	3	3	1	0	0	0	0	0	0	0	0	0	0	0	0	0	7	30.7	35	25 to 35	85.7	1	14.3
21/01/2026	06:00	0	2	8	20	11	5	5	0	0	0	0	0	0	0	0	0	0	0	0	51	29.6	37	25 to 35	60.8	10	19.6
21/01/2026	07:00	0	7	27	69	17	3	1	0	0	0	0	0	0	0	0	0	0	0	0	124	26.8	30.6	20 to 30	77.4	4	3.2
21/01/2026	08:00	0	21	74	102	19	3	1	0	0	0	0	0	0	0	0	0	0	0	0	220	25.4	29.5	20 to 30	80.0	4	1.8
21/01/2026	09:00	0	8	31	40	12	4	0	0	0	0	0	0	0	0	0	0	0	0	0	95	25.9	30.8	20 to 30	74.7	4	4.2
21/01/2026	10:00	0	7	23	37	8	1	0	0	0	0	0	0	0	0	0	0	0	0	0	76	25.6	29.7	20 to 30	78.9	1	1.3
21/01/2026	11:00	1	6	28	40	11	2	2	0	0	0	0	0	0	0	0	0	0	0	0	90	26.1	30.5	20 to 30	75.6	4	4.4
21/01/2026	12:00	0	7	37	48	17	4	0	0	0	0	0	0	0	0	0	0	0	0	0	113	26.2	31.2	20 to 30	75.2	4	3.5
21/01/2026	13:00	0	5	24	50	14	4	2	1	0	0	0	0	0	0	0	0	0	0	0	100	27.3	32.1	20 to 30	74.0	7	7.0
21/01/2026	14:00	0	12	24	74	21	4	1	0	0	0	0	0	0	0	0	0	0	0	0	136	26.8	31.4	20 to 30	72.1	5	3.7
21/01/2026	15:00	0	11	48	88	29	8	0	0	0	0	0	0	0	0	0	0	0	0	0	184	26.8	31.6	20 to 30	73.9	8	4.3
21/01/2026	16:00	0	8	89	92	25	7	2	0	0	0	0	0	0	0	0	0	0	0	0	223	26.1	30.2	20 to 30	81.2	9	4.0
21/01/2026	17:00	0	11	21	47	23	7	3	0	0	0	0	0	0	0	0	0	0	0	0	112	27.5	33.5	25 to 35	62.5	10	8.9
21/01/2026	18:00	0	7	22	42	24	7	3	0	0	0	0	0	0	0	0	0	0	0	0	105	27.9	33.8	25 to 35	62.9	10	9.5
21/01/2026	19:00	0	3	8	21	14	1	3	0	0	0	0	0	0	0	0	0	0	0	0	50	28.3	33.6	25 to 35	70.0	4	8.0
21/01/2026	20:00	0	3	11	20	5	3	0	0	0	0	0	0	0	0	0	0	0	0	0	42	26.6	32	20 to 30	73.8	3	7.1
21/01/2026	21:00	0	1	3	11	7	1	0	0	0	0	0	0	0	0	0	0	0	0	0	23	28	33.6	25 to 35	78.3	1	4.3
21/01/2026	22:00	0	0	0	2	1	1	0	1	0	0	0	0	0	0	0	0	0	0	0	5	34.2	40	25 to 35	60.0	2	40.0
21/01/2026	23:00	0	0	1	4	3	1	1	0	0	0	0	0	0	0	0	0	0	0	0	10	30.7	35	25 to 35	70.0	2	20.0
24 Hr Summary		1	120	480	812	265	67	25	2	0	0	0	0	0	0	0	0	0	0	0	1772	26.7	31.8	20 to 30	72.9	94	5.3

Incoming Histogram
Litcham Jan 26

from Sat-Jan-10-2026-10-00-AM to Sun-Feb-01-2026-09-59-AM

Date	Starting Hr:min	<15	15 to <20	20 to <25	25 to <30	30 to <35	35 to <40	40 to <45	45 to <50	50 to <55	55 to <60	60 to <65	65 to <70	70 to <75	75 to <80	80 to <85	85 to <90	90 to <95	95 to <100	100 to >105	Total Counts	Avg Speed (MPH)	85pct Speed	10MPH Pace	% in pace	# of Speeders	% Speeders
22/01/2026	00:00	0	0	0	0	0	0	0	0	0	0	0	0	0	0	0	0	0	0	0	0	0	0	*	*	*	*
22/01/2026	01:00	0	0	2	0	2	0	0	0	0	0	0	0	0	0	0	0	0	0	0	4	27	32.5	15 to 25	50.0	*	*
22/01/2026	02:00	0	0	1	0	0	0	0	0	0	0	0	0	0	0	0	0	0	0	0	1	22	25	15 to 25	100.0	*	*
22/01/2026	03:00	0	0	0	0	0	0	0	0	0	0	0	0	0	0	0	0	0	0	0	0	0	0	*	*	*	*
22/01/2026	04:00	0	0	0	1	2	1	0	0	0	0	0	0	0	0	0	0	0	0	0	4	32	35	25 to 35	75.0	1	25.0
22/01/2026	05:00	0	1	1	6	2	2	0	0	0	0	0	0	0	0	0	0	0	0	0	12	28.4	35	25 to 35	66.7	2	16.7
22/01/2026	06:00	0	2	8	21	9	9	3	2	0	0	0	0	0	0	0	0	0	0	0	54	30.2	38.3	25 to 35	55.6	14	25.9
22/01/2026	07:00	1	10	34	54	25	5	5	3	0	0	0	0	0	0	0	0	0	0	0	137	27.6	33.4	20 to 30	64.2	13	9.5
22/01/2026	08:00	2	13	68	90	21	8	1	1	0	0	0	0	0	0	0	0	0	0	0	204	26.1	30	20 to 30	77.5	10	4.9
22/01/2026	09:00	2	11	25	48	12	2	1	0	0	0	0	0	0	0	0	0	0	0	0	101	25.7	30	20 to 30	72.3	3	3.0
22/01/2026	10:00	1	8	37	46	7	2	0	0	0	0	0	0	0	0	0	0	0	0	0	101	25.2	29.3	20 to 30	82.2	2	2.0
22/01/2026	11:00	2	6	23	41	14	0	0	0	0	0	0	0	0	0	0	0	0	0	0	86	25.8	30.4	20 to 30	74.4	*	*
22/01/2026	12:00	4	11	44	49	13	1	3	0	0	0	0	0	0	0	0	0	0	0	0	125	25.2	29.8	20 to 30	74.4	4	3.2
22/01/2026	13:00	1	9	21	52	12	2	0	0	0	0	0	0	0	0	0	0	0	0	0	97	26.1	29.9	20 to 30	75.3	2	2.1
22/01/2026	14:00	1	13	35	54	19	4	1	0	0	0	0	0	0	0	0	0	0	0	0	127	26.1	31.3	20 to 30	70.1	5	3.9
22/01/2026	15:00	1	12	63	75	30	5	1	0	0	0	0	0	0	0	0	0	0	0	0	187	26.1	31.3	20 to 30	73.8	6	3.2
22/01/2026	16:00	1	14	45	63	13	10	2	0	0	0	0	0	0	0	0	0	0	0	0	148	26.1	31.2	20 to 30	73.0	12	8.1
22/01/2026	17:00	3	10	36	59	27	4	1	0	0	0	0	0	0	0	0	0	0	0	0	140	26.4	32	20 to 30	67.9	5	3.6
22/01/2026	18:00	2	8	17	30	21	3	2	0	0	0	0	0	0	0	0	0	0	0	0	83	27	33.3	25 to 35	61.4	5	6.0
22/01/2026	19:00	0	5	8	24	10	2	3	0	0	0	0	0	0	0	0	0	0	0	0	52	27.8	33.5	25 to 35	65.4	5	9.6
22/01/2026	20:00	0	1	1	15	8	11	1	0	0	0	0	0	0	0	0	0	0	0	0	37	31.3	37.7	25 to 35	62.2	12	32.4
22/01/2026	21:00	0	0	3	9	1	3	0	0	0	0	0	0	0	0	0	0	0	0	0	16	28.4	36.7	20 to 30	75.0	3	18.8
22/01/2026	22:00	0	0	0	3	6	0	1	0	0	0	0	0	0	0	0	0	0	0	0	10	31.7	34.2	25 to 35	90.0	1	10.0
22/01/2026	23:00	1	1	2	2	2	1	1	0	0	0	0	0	0	0	0	0	0	0	0	10	27	35	20 to 30	40.0	2	20.0
24 Hr Summary		22	135	474	742	256	75	26	6	0	0	0	0	0	0	0	0	0	0	0	1736	26.5	32	20 to 30	70.0	107	6.2

Incoming Histogram
Litcham Jan 26

from Sat-Jan-10-2026-10-00-AM to Sun-Feb-01-2026-09-59-AM

Date	Starting Hr:min	<15	15 to <20	20 to <25	25 to <30	30 to <35	35 to <40	40 to <45	45 to <50	50 to <55	55 to <60	60 to <65	65 to <70	70 to <75	75 to <80	80 to <85	85 to <90	90 to <95	95 to <100	100 to >105	Total Counts	Avg Speed (MPH)	85pct Speed	10MPH Pace	% in pace	# of Speeders	% Speeders
23/01/2026	00:00	0	0	0	0	0	0	0	0	0	0	0	0	0	0	0	0	0	0	0	0	0	0	*	*	*	*
23/01/2026	01:00	0	0	0	0	0	0	0	0	0	0	0	0	0	0	0	0	0	0	0	0	0	0	*	*	*	*
23/01/2026	02:00	0	0	0	0	1	1	0	0	0	0	0	0	0	0	0	0	0	0	0	2	34.5	40	30 to 40	100.0	1	50.0
23/01/2026	03:00	0	0	0	0	0	0	1	0	0	0	0	0	0	0	0	0	0	0	0	1	42	45	35 to 45	100.0	1	100.0
23/01/2026	04:00	0	0	1	1	2	1	0	0	0	0	0	0	0	0	0	0	0	0	0	5	30	35	25 to 35	60.0	1	20.0
23/01/2026	05:00	0	0	1	0	5	2	1	0	0	0	0	0	0	0	0	0	0	0	0	9	33.1	40	30 to 40	77.8	3	33.3
23/01/2026	06:00	0	2	6	20	16	10	3	0	0	0	0	0	0	0	0	0	0	0	0	57	30.3	37	25 to 35	63.2	13	22.8
23/01/2026	07:00	2	8	39	61	16	3	0	0	0	0	0	0	0	0	0	0	0	0	0	129	25.9	30	20 to 30	77.5	3	2.3
23/01/2026	08:00	0	15	45	84	27	2	1	0	0	0	0	0	0	0	0	0	0	0	0	174	26.2	30.7	20 to 30	74.1	3	1.7
23/01/2026	09:00	0	12	21	47	14	4	1	0	0	0	0	0	0	0	0	0	0	0	0	99	26.4	31.4	20 to 30	68.7	5	5.1
23/01/2026	10:00	1	9	30	58	10	2	0	0	0	0	0	0	0	0	0	0	0	0	0	110	25.7	29.7	20 to 30	80.0	2	1.8
23/01/2026	11:00	1	5	23	45	17	4	1	0	0	0	0	0	0	0	0	0	0	0	0	96	26.9	32.4	20 to 30	70.8	5	5.2
23/01/2026	12:00	2	9	21	65	15	3	3	0	0	0	0	0	0	0	0	0	0	0	0	118	26.6	31	20 to 30	72.9	6	5.1
23/01/2026	13:00	0	13	39	73	19	5	0	0	0	0	0	0	0	0	0	0	0	0	0	149	26.2	30.5	20 to 30	75.2	5	3.4
23/01/2026	14:00	0	8	38	59	21	5	2	1	0	0	0	0	0	0	0	0	0	0	0	134	26.9	32.1	20 to 30	72.4	8	6.0
23/01/2026	15:00	0	19	63	86	27	5	1	0	0	0	0	0	0	0	0	0	0	0	0	201	25.9	30.6	20 to 30	74.1	6	3.0
23/01/2026	16:00	1	19	62	81	20	4	0	1	0	0	0	0	0	0	0	0	0	0	0	188	25.5	29.8	20 to 30	76.1	5	2.7
23/01/2026	17:00	1	10	26	48	16	2	1	0	0	0	0	0	0	0	0	0	0	0	0	104	26.1	30.9	20 to 30	71.2	3	2.9
23/01/2026	18:00	0	4	17	32	17	2	0	0	0	0	0	0	0	0	0	0	0	0	0	72	27.1	32.4	20 to 30	68.1	2	2.8
23/01/2026	19:00	0	4	4	17	6	8	2	0	0	0	0	0	0	0	0	0	0	0	0	41	29.2	37.5	25 to 35	56.1	10	24.4
23/01/2026	20:00	1	4	8	18	10	2	0	0	0	0	0	0	0	0	0	0	0	0	0	43	26.7	33	25 to 35	65.1	2	4.7
23/01/2026	21:00	0	1	0	8	8	1	1	0	0	0	0	0	0	0	0	0	0	0	0	19	30.1	34.4	25 to 35	84.2	2	10.5
23/01/2026	22:00	0	1	2	10	4	1	0	0	0	1	0	0	0	0	0	0	0	0	0	19	29.3	33.8	25 to 35	73.7	2	10.5
23/01/2026	23:00	0	1	0	4	1	0	0	0	0	0	0	0	0	0	0	0	0	0	0	6	26.3	30	25 to 35	83.3	*	*
24 Hr Summary		9	144	446	817	272	67	18	2	0	1	0	0	0	0	0	0	0	0	0	1776	26.6	31.7	20 to 30	71.1	88	5.0

Incoming Histogram
Litcham Jan 26

from Sat-Jan-10-2026-10-00-AM to Sun-Feb-01-2026-09-59-AM

Date	Starting Hr:min	<15	15 to <20	20 to <25	25 to <30	30 to <35	35 to <40	40 to <45	45 to <50	50 to <55	55 to <60	60 to <65	65 to <70	70 to <75	75 to <80	80 to <85	85 to <90	90 to <95	95 to <100	100 to >105	Total Counts	Avg Speed (MPH)	85pct Speed	10MPH Pace	% in pace	# of Speeders	% Speeders
24/01/2026	00:00	0	0	1	2	2	0	0	0	0	0	0	0	0	0	0	0	0	0	0	5	28	32.5	25 to 35	80.0	*	*
24/01/2026	01:00	0	0	0	2	1	1	1	0	0	0	0	0	0	0	0	0	0	0	0	5	33	40	25 to 35	60.0	2	40.0
24/01/2026	02:00	0	0	0	0	0	1	0	0	0	0	0	0	0	0	0	0	0	0	0	1	37	40	30 to 40	100.0	1	100.0
24/01/2026	03:00	0	0	0	0	0	0	1	0	0	0	0	0	0	0	0	0	0	0	0	1	42	45	35 to 45	100.0	1	100.0
24/01/2026	04:00	0	0	0	1	0	0	0	0	0	0	0	0	0	0	0	0	0	0	0	1	27	30	20 to 30	100.0	*	*
24/01/2026	05:00	0	1	1	6	2	4	1	0	0	0	0	0	0	0	0	0	0	0	0	15	30.5	38.8	25 to 35	53.3	5	33.3
24/01/2026	06:00	0	0	2	4	5	3	3	0	0	0	0	0	0	0	0	0	0	0	0	17	32.5	40	25 to 35	52.9	6	35.3
24/01/2026	07:00	1	1	3	17	3	0	3	0	0	0	0	0	0	0	0	0	0	0	0	28	28	33.3	20 to 30	71.4	3	10.7
24/01/2026	08:00	0	1	9	21	11	2	1	0	0	0	0	0	0	0	0	0	0	0	0	45	28.1	33.2	25 to 35	71.1	3	6.7
24/01/2026	09:00	0	6	15	41	17	11	1	0	0	0	0	0	0	0	0	0	0	0	0	91	28.2	34.4	25 to 35	63.7	12	13.2
24/01/2026	10:00	2	3	27	44	20	5	1	0	0	0	0	0	0	0	0	0	0	0	0	102	27.1	32.8	20 to 30	69.6	6	5.9
24/01/2026	11:00	2	11	27	54	22	2	2	0	0	0	0	0	0	0	0	0	0	0	0	120	26.4	31.8	20 to 30	67.5	4	3.3
24/01/2026	12:00	0	3	21	47	28	8	1	0	0	0	0	0	0	0	0	0	0	0	0	108	28.3	33.8	25 to 35	69.4	9	8.3
24/01/2026	13:00	1	3	21	38	19	5	2	0	0	0	0	0	0	0	0	0	0	0	0	89	27.6	33.4	20 to 30	66.3	7	7.9
24/01/2026	14:00	0	7	28	51	27	7	0	0	0	0	0	0	0	0	0	0	0	0	0	120	27.3	33	20 to 30	65.8	7	5.8
24/01/2026	15:00	1	14	24	37	18	8	2	0	0	0	0	0	0	0	0	0	0	0	0	104	26.6	33.3	20 to 30	58.7	10	9.6
24/01/2026	16:00	0	8	24	51	28	5	1	1	0	0	0	0	0	0	0	0	0	0	0	118	27.6	33	25 to 35	66.9	7	5.9
24/01/2026	17:00	0	7	20	36	13	5	0	0	0	0	0	0	0	0	0	0	0	0	0	81	26.7	32.3	20 to 30	69.1	5	6.2
24/01/2026	18:00	0	5	12	25	11	7	3	1	0	0	0	0	0	0	0	0	0	0	0	64	28.5	35.7	20 to 30	57.8	11	17.2
24/01/2026	19:00	0	2	4	24	8	3	1	0	0	0	0	0	0	0	0	0	0	0	0	42	28.4	33.8	25 to 35	76.2	4	9.5
24/01/2026	20:00	0	2	5	11	8	3	3	0	0	0	0	0	0	0	0	0	0	0	0	32	29.4	36.7	25 to 35	59.4	6	18.8
24/01/2026	21:00	1	1	1	9	2	5	0	0	0	0	0	0	0	0	0	0	0	0	0	19	28.8	37	25 to 35	57.9	5	26.3
24/01/2026	22:00	0	0	3	6	1	3	0	0	0	0	0	0	0	0	0	0	0	0	0	13	28.7	36.7	20 to 30	69.2	3	23.1
24/01/2026	23:00	0	2	4	6	4	0	0	1	0	0	0	0	0	0	0	0	0	0	0	17	27.2	32.5	20 to 30	58.8	1	5.9
24 Hr Summary		8	77	252	533	250	88	27	3	0	0	0	0	0	0	0	0	0	0	0	1238	27.7	33.6	20 to 30	63.4	118	9.5

Incoming Histogram
Litcham Jan 26

from Sat-Jan-10-2026-10-00-AM to Sun-Feb-01-2026-09-59-AM

Date	Starting Hr:min	<15	15 to <20	20 to <25	25 to <30	30 to <35	35 to <40	40 to <45	45 to <50	50 to <55	55 to <60	60 to <65	65 to <70	70 to <75	75 to <80	80 to <85	85 to <90	90 to <95	95 to <100	100 to >105	Total Counts	Avg Speed (MPH)	85pct Speed	10MPH Pace	% in pace	# of Speeders	% Speeders
25/01/2026	00:00	0	0	0	2	0	2	0	0	0	0	0	0	0	0	0	0	0	0	0	4	32	37.5	20 to 30	50.0	2	50.0
25/01/2026	01:00	0	0	0	0	0	0	0	0	0	0	0	0	0	0	0	0	0	0	0	0	0	0	*	*	*	*
25/01/2026	02:00	0	0	0	2	0	0	1	0	0	0	0	0	0	0	0	0	0	0	0	3	32.3	45	20 to 30	66.7	1	33.3
25/01/2026	03:00	0	0	0	0	0	0	0	0	0	0	0	0	0	0	0	0	0	0	0	0	0	0	*	*	*	*
25/01/2026	04:00	0	0	0	0	0	1	0	0	0	0	0	0	0	0	0	0	0	0	0	1	37	40	30 to 40	100.0	1	100.0
25/01/2026	05:00	0	0	0	0	2	2	0	0	0	0	0	0	0	0	0	0	0	0	0	4	35	37.5	30 to 40	100.0	2	50.0
25/01/2026	06:00	0	0	0	2	2	3	1	0	0	0	0	0	0	0	0	0	0	0	0	8	33.9	40	30 to 40	62.5	4	50.0
25/01/2026	07:00	0	0	5	14	2	5	1	0	0	0	0	0	0	0	0	0	0	0	0	27	29.1	37	20 to 30	70.4	6	22.2
25/01/2026	08:00	0	2	5	12	6	2	3	0	0	0	0	0	0	0	0	0	0	0	0	30	28.9	37.5	25 to 35	60.0	5	16.7
25/01/2026	09:00	0	3	18	38	15	7	2	0	0	0	0	0	0	0	0	0	0	0	0	83	28	34	20 to 30	67.5	9	10.8
25/01/2026	10:00	0	11	35	40	25	2	2	0	0	0	0	0	0	0	0	0	0	0	0	115	26.4	32.4	20 to 30	65.2	4	3.5
25/01/2026	11:00	0	6	30	38	20	9	1	0	0	0	0	0	0	0	0	0	0	0	0	104	27.3	33.5	20 to 30	65.4	10	9.6
25/01/2026	12:00	0	2	25	58	23	4	3	0	0	0	0	0	0	0	0	0	0	0	0	115	27.9	32.8	20 to 30	72.2	7	6.1
25/01/2026	13:00	4	5	17	46	32	1	0	0	0	0	0	0	0	0	0	0	0	0	0	105	27.2	32.7	25 to 35	74.3	1	1.0
25/01/2026	14:00	3	8	29	47	16	3	1	0	0	0	0	0	0	0	0	0	0	0	0	107	26	31.2	20 to 30	71.0	4	3.7
25/01/2026	15:00	0	8	22	42	15	5	4	0	0	0	0	0	0	0	0	0	0	0	0	96	27.3	33.3	20 to 30	66.7	9	9.4
25/01/2026	16:00	0	2	14	48	19	5	0	0	0	0	0	0	0	0	0	0	0	0	0	88	28	32.9	25 to 35	76.1	5	5.7
25/01/2026	17:00	0	4	9	22	20	6	0	0	0	0	0	0	0	0	0	0	0	0	0	61	28.6	34.2	25 to 35	68.9	6	9.8
25/01/2026	18:00	0	5	5	19	13	3	1	0	0	0	0	0	0	0	0	0	0	0	0	46	28.1	33.8	25 to 35	69.6	4	8.7
25/01/2026	19:00	0	6	5	15	11	2	0	1	0	0	0	0	0	0	0	0	0	0	0	40	27.5	33.6	25 to 35	65.0	3	7.5
25/01/2026	20:00	0	0	1	8	3	1	5	0	0	0	0	0	0	0	0	0	0	0	0	18	32.5	42	25 to 35	61.1	6	33.3
25/01/2026	21:00	0	0	1	7	4	2	0	0	0	0	0	0	0	0	0	0	0	0	0	14	29.7	35	25 to 35	78.6	2	14.3
25/01/2026	22:00	0	1	0	3	2	2	0	0	0	0	0	0	0	0	0	0	0	0	0	8	29.5	37.5	25 to 35	62.5	2	25.0
25/01/2026	23:00	0	0	0	2	0	0	0	1	0	0	0	0	0	0	0	0	0	0	0	3	33.7	50	20 to 30	66.7	1	33.3
24 Hr Summary		7	63	221	465	230	67	25	2	0	0	0	0	0	0	0	0	0	0	0	1080	27.7	33.5	25 to 35	64.4	94	8.7

Incoming Histogram
Litcham Jan 26

from Sat-Jan-10-2026-10-00-AM to Sun-Feb-01-2026-09-59-AM

Date	Starting Hr:min	<15	15 to <20	20 to <25	25 to <30	30 to <35	35 to <40	40 to <45	45 to <50	50 to <55	55 to <60	60 to <65	65 to <70	70 to <75	75 to <80	80 to <85	85 to <90	90 to <95	95 to <100	100 to >105	Total Counts	Avg Speed (MPH)	85pct Speed	10MPH Pace	% in pace	# of Speeders	% Speeders
26/01/2026	00:00	0	0	0	0	0	0	0	0	0	0	0	0	0	0	0	0	0	0	0	0	0	0	*	*	*	*
26/01/2026	01:00	0	0	0	0	0	0	0	0	0	0	0	0	0	0	0	0	0	0	0	0	0	0	*	*	*	*
26/01/2026	02:00	0	0	0	0	0	0	0	0	0	0	0	0	0	0	0	0	0	0	0	0	0	0	*	*	*	*
26/01/2026	03:00	0	0	0	1	0	1	0	0	0	0	0	0	0	0	0	0	0	0	0	2	32	40	20 to 30	50.0	1	50.0
26/01/2026	04:00	0	0	0	1	1	0	1	0	0	0	0	0	0	0	0	0	0	0	0	3	33.7	45	25 to 35	66.7	1	33.3
26/01/2026	05:00	0	0	1	2	1	1	0	0	0	0	0	0	0	0	0	0	0	0	0	5	29	35	20 to 30	60.0	1	20.0
26/01/2026	06:00	0	1	9	19	18	6	5	0	0	0	0	0	0	0	0	0	0	0	0	58	30.2	36.7	25 to 35	63.8	11	19.0
26/01/2026	07:00	0	9	35	58	27	7	1	0	0	0	0	0	0	0	0	0	0	0	0	137	27.1	32.6	20 to 30	67.9	8	5.8
26/01/2026	08:00	0	17	78	83	23	1	1	0	0	0	0	0	0	0	0	0	0	0	0	203	25.4	29.7	20 to 30	79.3	2	1.0
26/01/2026	09:00	0	11	29	40	12	2	0	1	0	0	0	0	0	0	0	0	0	0	0	95	25.7	30.4	20 to 30	72.6	3	3.2
26/01/2026	10:00	4	7	37	41	11	3	1	0	0	0	0	0	0	0	0	0	0	0	0	104	25.3	29.9	20 to 30	75.0	4	3.8
26/01/2026	11:00	0	10	35	51	18	7	0	0	0	0	0	0	0	0	0	0	0	0	0	121	26.4	31.9	20 to 30	71.1	7	5.8
26/01/2026	12:00	0	10	42	40	21	3	0	0	0	0	0	0	0	0	0	0	0	0	0	116	25.9	31.7	20 to 30	70.7	3	2.6
26/01/2026	13:00	0	7	24	46	16	2	1	1	0	0	0	0	0	0	0	0	0	0	0	97	26.8	31.6	20 to 30	72.2	4	4.1
26/01/2026	14:00	0	11	32	57	22	9	1	0	0	0	0	0	0	0	0	0	0	0	0	132	27	32.7	20 to 30	67.4	10	7.6
26/01/2026	15:00	1	26	69	76	25	6	0	0	0	0	0	0	0	0	0	0	0	0	0	203	25.3	30.2	20 to 30	71.4	6	3.0
26/01/2026	16:00	2	23	59	75	28	7	2	0	0	0	0	0	0	0	0	0	0	0	0	196	25.8	31.4	20 to 30	68.4	9	4.6
26/01/2026	17:00	0	17	43	65	33	5	2	0	0	0	0	0	0	0	0	0	0	0	0	165	26.6	32.3	20 to 30	65.5	7	4.2
26/01/2026	18:00	0	11	22	33	16	6	2	0	0	0	0	0	0	0	0	0	0	0	0	90	26.8	33.1	20 to 30	61.1	8	8.9
26/01/2026	19:00	0	2	5	16	19	3	5	0	0	0	0	0	0	0	0	0	0	0	0	50	30.4	35	25 to 35	70.0	8	16.0
26/01/2026	20:00	0	0	2	10	8	2	0	0	0	0	0	0	0	0	0	0	0	0	0	22	29.5	34.4	25 to 35	81.8	2	9.1
26/01/2026	21:00	0	2	2	5	5	1	1	0	0	0	0	0	0	0	0	0	0	0	0	16	28.3	35	25 to 35	62.5	2	12.5
26/01/2026	22:00	0	0	0	2	1	0	1	0	0	0	0	0	0	0	0	0	0	0	0	4	32	35	25 to 35	75.0	1	25.0
26/01/2026	23:00	0	0	1	1	2	1	0	1	0	0	0	0	0	0	0	0	0	0	0	6	32.8	40	25 to 35	50.0	2	33.3
24 Hr Summary		7	164	525	722	307	73	24	3	0	0	0	0	0	0	0	0	0	0	0	1825	26.5	32.2	20 to 30	68.3	100	5.5

Incoming Histogram
Litcham Jan 26

from Sat-Jan-10-2026-10-00-AM to Sun-Feb-01-2026-09-59-AM

Date	Starting Hr:min	<15	15 to <20	20 to <25	25 to <30	30 to <35	35 to <40	40 to <45	45 to <50	50 to <55	55 to <60	60 to <65	65 to <70	70 to <75	75 to <80	80 to <85	85 to <90	90 to <95	95 to <100	100 to >105	Total Counts	Avg Speed (MPH)	85pct Speed	10MPH Pace	% in pace	# of Speeders	% Speeders
27/01/2026	00:00	0	0	0	1	1	2	1	0	0	0	0	0	0	0	0	0	0	0	0	5	35	40	30 to 40	60.0	3	60.0
27/01/2026	01:00	0	0	0	0	0	0	0	1	0	0	0	0	0	0	0	0	0	0	0	1	47	50	40 to 50	100.0	1	100.0
27/01/2026	02:00	0	0	0	0	0	0	0	0	0	0	0	0	0	0	0	0	0	0	0	0	0	0	*	*	*	*
27/01/2026	03:00	0	0	0	0	0	0	0	0	0	0	0	0	0	0	0	0	0	0	0	0	0	0	*	*	*	*
27/01/2026	04:00	0	0	0	0	1	0	0	1	0	0	0	0	0	0	0	0	0	0	0	2	39.5	50	25 to 35	50.0	1	50.0
27/01/2026	05:00	0	0	2	1	0	1	0	0	0	0	0	0	0	0	0	0	0	0	0	4	27.3	30	20 to 30	75.0	1	25.0
27/01/2026	06:00	0	1	9	23	10	6	2	0	0	0	0	0	0	0	0	0	0	0	0	51	29	35	25 to 35	64.7	8	15.7
27/01/2026	07:00	0	10	47	62	10	2	1	0	0	0	0	0	0	0	0	0	0	0	0	132	25.5	29.4	20 to 30	82.6	3	2.3
27/01/2026	08:00	6	13	46	60	17	6	2	0	0	0	0	0	0	0	0	0	0	0	0	150	25.6	30.9	20 to 30	70.7	8	5.3
27/01/2026	09:00	2	2	20	36	19	6	0	0	0	0	0	0	0	0	0	0	0	0	0	85	27.4	33.2	20 to 30	65.9	6	7.1
27/01/2026	10:00	1	7	15	40	13	6	0	0	0	0	0	0	0	0	0	0	0	0	0	82	26.9	32.7	20 to 30	67.1	6	7.3
27/01/2026	11:00	0	3	24	41	12	1	1	0	0	0	0	0	0	0	0	0	0	0	0	82	26.6	30.8	20 to 30	79.3	2	2.4
27/01/2026	12:00	0	5	27	44	19	9	2	0	0	0	0	0	0	0	0	0	0	0	0	106	27.6	33.7	20 to 30	67.0	11	10.4
27/01/2026	13:00	0	8	29	48	13	5	2	0	0	0	0	0	0	0	0	0	0	0	0	105	26.6	31.5	20 to 30	73.3	7	6.7
27/01/2026	14:00	5	6	26	44	17	1	1	0	0	0	0	0	0	0	0	0	0	0	0	100	25.6	31.2	20 to 30	70.0	2	2.0
27/01/2026	15:00	1	10	31	79	25	9	0	0	0	0	0	0	0	0	0	0	0	0	0	155	27.1	32.2	20 to 30	71.0	9	5.8
27/01/2026	16:00	1	12	60	72	24	6	0	0	0	0	0	0	0	0	0	0	0	0	0	175	26	30.8	20 to 30	75.4	6	3.4
27/01/2026	17:00	0	5	28	59	22	4	0	0	0	0	0	0	0	0	0	0	0	0	0	118	27.1	31.8	20 to 30	73.7	4	3.4
27/01/2026	18:00	0	4	17	34	28	3	1	1	0	0	0	0	0	0	0	0	0	0	0	88	28.3	33.6	25 to 35	70.5	5	5.7
27/01/2026	19:00	1	3	5	23	8	4	1	0	0	0	0	0	0	0	0	0	0	0	0	45	27.8	33.8	25 to 35	68.9	5	11.1
27/01/2026	20:00	0	1	0	11	3	5	3	0	0	0	0	0	0	0	0	0	0	0	0	23	31.4	40	25 to 35	60.9	8	34.8
27/01/2026	21:00	0	0	6	8	4	0	0	1	0	0	0	0	0	0	0	0	0	0	0	19	27.9	32.5	20 to 30	73.7	1	5.3
27/01/2026	22:00	0	0	2	6	3	1	0	0	0	0	0	0	0	0	0	0	0	0	0	12	28.3	33.3	25 to 35	75.0	1	8.3
27/01/2026	23:00	0	0	0	1	3	1	0	0	0	0	0	0	0	0	0	0	0	0	0	5	32	35	25 to 35	80.0	1	20.0
24 Hr Summary		17	90	394	693	252	78	17	4	0	0	0	0	0	0	0	0	0	0	0	1545	26.9	32.4	20 to 30	70.4	99	6.4

Incoming Histogram
Litcham Jan 26

from Sat-Jan-10-2026-10-00-AM to Sun-Feb-01-2026-09-59-AM

Date	Starting Hr:min	<15	15 to <20	20 to <25	25 to <30	30 to <35	35 to <40	40 to <45	45 to <50	50 to <55	55 to <60	60 to <65	65 to <70	70 to <75	75 to <80	80 to <85	85 to <90	90 to <95	95 to <100	100 to >105	Total Counts	Avg Speed (MPH)	85pct Speed	10MPH Pace	% in pace	# of Speeders	% Speeders
28/01/2026	00:00	0	0	1	0	2	1	1	0	0	0	0	0	0	0	0	0	0	0	0	5	33	40	30 to 40	60.0	2	40.0
28/01/2026	01:00	0	0	0	0	0	1	1	0	0	0	0	0	0	0	0	0	0	0	0	2	39.5	45	35 to 45	100.0	2	100.0
28/01/2026	02:00	0	0	0	0	0	0	0	0	0	0	0	0	0	0	0	0	0	0	0	0	0	0	*	*	*	*
28/01/2026	03:00	0	0	0	0	0	0	0	0	0	0	0	0	0	0	0	0	0	0	0	0	0	0	*	*	*	*
28/01/2026	04:00	0	0	0	1	0	0	0	0	0	0	0	0	0	0	0	0	0	0	0	1	27	30	20 to 30	100.0	*	*
28/01/2026	05:00	0	0	1	3	2	0	0	0	0	0	0	0	0	0	0	0	0	0	0	6	28	32.5	25 to 35	83.3	*	*
28/01/2026	06:00	0	0	5	10	12	4	6	1	0	0	0	0	0	0	0	0	0	0	0	38	32.1	40.8	25 to 35	57.9	11	28.9
28/01/2026	07:00	0	9	38	75	32	6	2	0	0	0	0	0	0	0	0	0	0	0	0	162	27.2	32.5	20 to 30	69.8	8	4.9
28/01/2026	08:00	0	15	74	89	28	7	3	0	0	0	0	0	0	0	0	0	0	0	0	216	26.2	31.1	20 to 30	75.5	10	4.6
28/01/2026	09:00	1	4	25	37	21	3	2	0	0	0	0	0	0	0	0	0	0	0	0	93	27.2	32.9	20 to 30	66.7	5	5.4
28/01/2026	10:00	0	6	24	40	14	5	2	0	0	0	0	0	0	0	0	0	0	0	0	91	27	32.5	20 to 30	70.3	7	7.7
28/01/2026	11:00	1	12	29	41	13	3	0	1	0	0	0	0	0	0	0	0	0	0	0	100	25.7	30.8	20 to 30	70.0	4	4.0
28/01/2026	12:00	1	11	28	57	26	5	2	0	0	0	0	0	0	0	0	0	0	0	0	130	27	32.5	20 to 30	65.4	7	5.4
28/01/2026	13:00	0	11	24	61	25	4	1	0	0	0	0	0	0	0	0	0	0	0	0	126	27	32.2	25 to 35	68.3	5	4.0
28/01/2026	14:00	1	13	42	61	17	4	1	1	0	0	0	0	0	0	0	0	0	0	0	140	26	30.6	20 to 30	73.6	6	4.3
28/01/2026	15:00	1	9	50	66	34	10	2	0	1	0	0	0	0	0	0	0	0	0	0	173	27.2	33.1	20 to 30	67.1	13	7.5
28/01/2026	16:00	0	18	58	81	40	12	1	0	0	0	0	0	0	0	0	0	0	0	0	210	26.8	32.6	20 to 30	66.2	13	6.2
28/01/2026	17:00	0	11	39	65	25	7	0	0	0	0	0	0	0	0	0	0	0	0	0	147	26.7	32	20 to 30	70.7	7	4.8
28/01/2026	18:00	0	1	13	49	21	6	2	0	0	0	0	0	0	0	0	0	0	0	0	92	28.7	33.6	25 to 35	76.1	8	8.7
28/01/2026	19:00	0	4	15	32	15	4	2	0	0	0	0	0	0	0	0	0	0	0	0	72	27.8	33.3	20 to 30	65.3	6	8.3
28/01/2026	20:00	0	2	5	11	7	3	0	0	0	0	0	0	0	0	0	0	0	0	0	28	27.9	34.3	25 to 35	64.3	3	10.7
28/01/2026	21:00	0	1	1	10	3	3	0	0	0	0	0	0	0	0	0	0	0	0	0	18	28.8	35	25 to 35	72.2	3	16.7
28/01/2026	22:00	0	1	1	9	5	1	2	0	0	0	0	0	0	0	0	0	0	0	0	19	29.8	35	25 to 35	73.7	3	15.8
28/01/2026	23:00	0	0	1	5	3	1	0	0	0	0	0	0	0	0	0	0	0	0	0	10	29.2	33.3	25 to 35	80.0	1	10.0
24 Hr Summary		5	128	474	803	345	90	30	3	1	0	0	0	0	0	0	0	0	0	0	1879	27.1	32.7	20 to 30	68.0	124	6.6

Incoming Histogram
Litcham Jan 26

from Sat-Jan-10-2026-10-00-AM to Sun-Feb-01-2026-09-59-AM

Date	Starting Hr:min	<15	15 to <20	20 to <25	25 to <30	30 to <35	35 to <40	40 to <45	45 to <50	50 to <55	55 to <60	60 to <65	65 to <70	70 to <75	75 to <80	80 to <85	85 to <90	90 to <95	95 to <100	100 to >105	Total Counts	Avg Speed (MPH)	85pct Speed	10MPH Pace	% in pace	# of Speeders	% Speeders
29/01/2026	00:00	0	1	2	3	0	0	0	1	0	0	0	0	0	0	0	0	0	0	0	7	27	30	20 to 30	71.4	1	14.3
29/01/2026	01:00	0	0	0	0	1	0	0	0	0	0	0	0	0	0	0	0	0	0	0	1	32	35	25 to 35	100.0	*	*
29/01/2026	02:00	0	0	0	0	0	0	0	0	0	0	0	0	0	0	0	0	0	0	0	0	0	0	*	*	*	*
29/01/2026	03:00	0	0	0	0	0	0	0	0	0	0	0	0	0	0	0	0	0	0	0	0	0	0	*	*	*	*
29/01/2026	04:00	0	0	0	1	0	0	0	0	0	0	0	0	0	0	0	0	0	0	0	1	27	30	20 to 30	100.0	*	*
29/01/2026	05:00	0	0	3	1	1	0	0	0	0	0	0	0	0	0	0	0	0	0	0	5	25.2	30	20 to 30	80.0	*	*
29/01/2026	06:00	0	3	7	22	18	13	2	1	0	0	0	0	0	0	0	0	0	0	0	66	30.5	37.3	25 to 35	60.6	16	24.2
29/01/2026	07:00	0	13	29	59	18	4	1	0	0	0	0	0	0	0	0	0	0	0	0	124	26.4	31.1	20 to 30	71.0	5	4.0
29/01/2026	08:00	1	28	48	81	32	3	2	0	0	0	0	0	0	0	0	0	0	0	0	195	25.8	31.2	20 to 30	66.2	5	2.6
29/01/2026	09:00	2	15	27	42	17	6	2	0	0	0	0	0	0	0	0	0	0	0	0	111	26	32.4	20 to 30	62.2	8	7.2
29/01/2026	10:00	2	7	30	43	15	4	1	0	0	0	0	0	0	0	0	0	0	0	0	102	26.2	31.7	20 to 30	71.6	5	4.9
29/01/2026	11:00	2	5	22	51	21	6	0	0	0	0	0	0	0	0	0	0	0	0	0	107	27.1	32.6	20 to 30	68.2	6	5.6
29/01/2026	12:00	1	9	23	54	22	2	1	0	0	0	0	0	0	0	0	0	0	0	0	112	26.7	31.8	20 to 30	68.8	3	2.7
29/01/2026	13:00	0	13	31	45	18	8	2	0	0	0	0	0	0	0	0	0	0	0	0	117	26.6	32.8	20 to 30	65.0	10	8.5
29/01/2026	14:00	0	14	33	67	26	3	2	0	0	0	0	0	0	0	0	0	0	0	0	145	26.6	31.7	20 to 30	69.0	5	3.4
29/01/2026	15:00	0	14	51	80	30	10	1	0	0	0	0	0	0	0	0	0	0	0	0	186	26.7	32.2	20 to 30	70.4	11	5.9
29/01/2026	16:00	1	17	77	70	31	6	2	0	0	0	0	0	0	0	0	0	0	0	0	204	25.8	31.3	20 to 30	72.1	8	3.9
29/01/2026	17:00	0	10	45	57	29	8	0	0	1	0	0	0	0	0	0	0	0	0	0	150	26.9	32.8	20 to 30	68.0	9	6.0
29/01/2026	18:00	0	3	22	46	21	6	0	0	0	0	0	0	0	0	0	0	0	0	0	98	27.6	32.9	20 to 30	69.4	6	6.1
29/01/2026	19:00	0	2	3	19	11	3	2	1	0	0	0	0	0	0	0	0	0	0	0	41	29.7	35	25 to 35	73.2	6	14.6
29/01/2026	20:00	0	1	1	13	8	3	0	0	0	0	0	0	0	0	0	0	0	0	0	26	29.3	34.4	25 to 35	80.8	3	11.5
29/01/2026	21:00	0	1	3	8	10	1	0	0	0	0	0	0	0	0	0	0	0	0	0	23	28.7	34	25 to 35	78.3	1	4.3
29/01/2026	22:00	0	0	1	6	4	1	0	0	0	0	0	0	0	0	0	0	0	0	0	12	29.3	33.8	25 to 35	83.3	1	8.3
29/01/2026	23:00	0	0	0	2	2	1	0	0	0	0	0	0	0	0	0	0	0	0	0	5	31	35	25 to 35	80.0	1	20.0
24 Hr Summary		9	156	458	770	335	88	18	3	1	0	0	0	0	0	0	0	0	0	0	1838	26.8	32.5	20 to 30	66.8	110	6.0

Incoming Histogram
Litcham Jan 26

from Sat-Jan-10-2026-10-00-AM to Sun-Feb-01-2026-09-59-AM

Date	Starting Hr:min	<15	15 to <20	20 to <25	25 to <30	30 to <35	35 to <40	40 to <45	45 to <50	50 to <55	55 to <60	60 to <65	65 to <70	70 to <75	75 to <80	80 to <85	85 to <90	90 to <95	95 to <100	100 to >105	Total Counts	Avg Speed (MPH)	85pct Speed	10MPH Pace	% in pace	# of Speeders	% Speeders
30/01/2026	00:00	0	0	1	3	1	1	0	0	0	0	0	0	0	0	0	0	0	0	0	6	28.8	35	20 to 30	66.7	1	16.7
30/01/2026	01:00	0	0	0	0	0	0	0	1	0	0	0	0	0	0	0	0	0	0	0	1	47	50	40 to 50	100.0	1	100.0
30/01/2026	02:00	0	0	0	0	2	0	0	0	0	0	0	0	0	0	0	0	0	0	0	2	32.5	35	25 to 35	100.0	*	*
30/01/2026	03:00	0	0	0	0	0	0	0	0	0	0	0	0	0	0	0	0	0	0	0	0	0	0	*	*	*	*
30/01/2026	04:00	0	0	2	0	1	0	0	0	0	0	0	0	0	0	0	0	0	0	0	3	25.7	35	15 to 25	66.7	*	*
30/01/2026	05:00	0	0	0	0	3	1	1	0	0	0	0	0	0	0	0	0	0	0	0	5	35.2	40	30 to 40	80.0	2	40.0
30/01/2026	06:00	0	2	10	23	17	7	2	0	0	0	0	0	0	0	0	0	0	0	0	61	29.2	35	25 to 35	65.6	9	14.8
30/01/2026	07:00	0	8	26	64	21	4	2	1	0	0	0	0	0	0	0	0	0	0	0	126	27.2	32.1	20 to 30	71.4	7	5.6
30/01/2026	08:00	0	19	61	82	45	9	2	0	0	0	0	0	0	0	0	0	0	0	0	218	26.7	32.6	20 to 30	65.6	11	5.0
30/01/2026	09:00	0	5	35	53	20	5	2	0	1	0	0	0	0	0	0	0	0	0	0	121	27.2	32.5	20 to 30	72.7	8	6.6
30/01/2026	10:00	1	9	32	50	19	3	1	1	0	0	0	0	0	0	0	0	0	0	0	116	26.5	31.8	20 to 30	70.7	5	4.3
30/01/2026	11:00	0	12	16	51	29	7	1	0	0	0	0	0	0	0	0	0	0	0	0	116	27.7	33.4	25 to 35	69.0	8	6.9
30/01/2026	12:00	0	12	38	40	22	4	0	0	0	0	0	0	0	0	0	0	0	0	0	116	26	32	20 to 30	67.2	4	3.4
30/01/2026	13:00	0	9	23	53	20	3	2	0	0	0	0	0	0	0	0	0	0	0	0	110	27	32.2	20 to 30	69.1	5	4.5
30/01/2026	14:00	0	11	42	76	28	4	0	1	0	0	0	0	0	0	0	0	0	0	0	162	26.7	31.6	20 to 30	72.8	5	3.1
30/01/2026	15:00	1	9	46	86	24	13	0	0	0	0	0	0	0	0	0	0	0	0	0	179	26.9	32.1	20 to 30	73.7	13	7.3
30/01/2026	16:00	0	23	66	71	15	8	2	0	0	0	0	0	0	0	0	0	0	0	0	185	25.4	29.8	20 to 30	74.1	10	5.4
30/01/2026	17:00	0	9	31	50	18	3	0	0	0	0	0	0	0	0	0	0	0	0	0	111	26.3	31.1	20 to 30	73.0	3	2.7
30/01/2026	18:00	0	9	24	50	19	3	2	0	0	0	0	0	0	0	0	0	0	0	0	107	26.9	32.1	20 to 30	69.2	5	4.7
30/01/2026	19:00	0	1	5	21	11	6	3	0	0	0	0	0	0	0	0	0	0	0	0	47	29.9	36.7	25 to 35	68.1	9	19.1
30/01/2026	20:00	0	4	4	15	9	6	0	0	0	0	0	0	0	0	0	0	0	0	0	38	28.4	35	25 to 35	63.2	6	15.8
30/01/2026	21:00	0	1	4	13	9	3	0	0	0	0	0	0	0	0	0	0	0	0	0	30	28.7	34.4	25 to 35	73.3	3	10.0
30/01/2026	22:00	1	3	7	13	3	0	1	0	0	0	0	0	0	0	0	0	0	0	0	28	25.5	30	20 to 30	71.4	1	3.6
30/01/2026	23:00	0	1	3	13	0	1	1	0	0	0	0	0	0	0	0	0	0	0	0	19	27.2	29.6	20 to 30	84.2	2	10.5
24 Hr Summary		3	147	476	827	336	91	22	4	1	0	0	0	0	0	0	0	0	0	0	1907	26.9	32.5	20 to 30	68.3	118	6.2

Incoming Histogram
Litcham Jan 26

from Sat-Jan-10-2026-10-00-AM to Sun-Feb-01-2026-09-59-AM

Date	Starting Hr:min	<15	15 to <20	20 to <25	25 to <30	30 to <35	35 to <40	40 to <45	45 to <50	50 to <55	55 to <60	60 to <65	65 to <70	70 to <75	75 to <80	80 to <85	85 to <90	90 to <95	95 to <100	100 to >105	Total Counts	Avg Speed (MPH)	85pct Speed	10MPH Pace	% in pace	# of Speeders	% Speeders
31/01/2026	00:00	0	0	1	2	0	0	0	0	0	0	0	0	0	0	0	0	0	0	0	3	25.7	30	20 to 30	100.0	*	*
31/01/2026	01:00	0	0	0	0	0	2	0	0	0	0	0	0	0	0	0	0	0	0	0	2	37	40	30 to 40	100.0	2	100.0
31/01/2026	02:00	0	0	0	1	0	0	0	0	0	0	0	0	0	0	0	0	0	0	0	1	27	30	20 to 30	100.0	*	*
31/01/2026	03:00	0	0	0	0	0	0	0	0	0	0	0	0	0	0	0	0	0	0	0	0	0	0	*	*	*	*
31/01/2026	04:00	0	0	0	1	2	1	1	0	0	0	0	0	0	0	0	0	0	0	0	5	34.2	40	25 to 35	60.0	2	40.0
31/01/2026	05:00	0	0	0	1	1	1	0	0	0	0	0	0	0	0	0	0	0	0	0	3	32	40	25 to 35	66.7	1	33.3
31/01/2026	06:00	0	1	1	5	6	2	2	0	0	0	0	0	0	0	0	0	0	0	0	17	30.9	37.5	25 to 35	64.7	4	23.5
31/01/2026	07:00	0	0	1	11	7	1	1	0	0	0	0	0	0	0	0	0	0	0	0	21	29.8	34.3	25 to 35	85.7	2	9.5
31/01/2026	08:00	0	3	8	23	14	6	1	0	0	0	0	0	0	0	0	0	0	0	0	55	28.7	34.6	25 to 35	67.3	7	12.7
31/01/2026	09:00	0	3	13	24	18	3	2	0	0	0	0	0	0	0	0	0	0	0	0	63	28.2	33.9	25 to 35	66.7	5	7.9
31/01/2026	10:00	0	1	12	37	19	8	2	0	0	0	0	0	0	0	0	0	0	0	0	79	29	34.5	25 to 35	70.9	10	12.7
31/01/2026	11:00	0	3	13	45	20	6	2	0	0	0	0	0	0	0	0	0	0	0	0	89	28.4	33.8	25 to 35	73.0	8	9.0
31/01/2026	12:00	0	7	22	45	28	8	2	0	0	0	0	0	0	0	0	0	0	0	0	112	28	33.8	25 to 35	65.2	10	8.9
31/01/2026	13:00	0	4	13	47	27	10	0	0	0	0	0	0	0	0	0	0	0	0	0	101	28.7	34.1	25 to 35	73.3	10	9.9
31/01/2026	14:00	1	9	30	36	30	5	2	0	0	0	0	0	0	0	0	0	0	0	0	113	27.2	33.3	20 to 30	58.4	7	6.2
31/01/2026	15:00	0	7	24	48	23	8	2	0	0	0	0	0	0	0	0	0	0	0	0	112	27.7	33.5	20 to 30	64.3	10	8.9
31/01/2026	16:00	0	7	28	42	19	9	2	0	0	0	0	0	0	0	0	0	0	0	0	107	27.4	33.7	20 to 30	65.4	11	10.3
31/01/2026	17:00	0	1	17	31	24	5	1	0	0	0	0	0	0	0	0	0	0	0	0	79	28.5	33.8	25 to 35	69.6	6	7.6
31/01/2026	18:00	0	1	7	19	13	9	3	0	0	0	0	0	0	0	0	0	0	0	0	52	30.3	37.2	25 to 35	61.5	12	23.1
31/01/2026	19:00	0	1	7	12	18	2	1	0	0	0	0	0	0	0	0	0	0	0	0	41	29.2	34.2	25 to 35	73.2	3	7.3
31/01/2026	20:00	0	1	6	23	13	2	1	0	0	0	0	0	0	0	0	0	0	0	0	46	28.6	33.5	25 to 35	78.3	3	6.5
31/01/2026	21:00	0	0	6	8	7	0	0	0	0	0	0	0	0	0	0	0	0	0	0	21	27.5	32.9	25 to 35	71.4	*	*
31/01/2026	22:00	0	1	2	13	3	2	0	0	0	0	0	0	0	0	0	0	0	0	0	21	27.9	33.3	25 to 35	76.2	2	9.5
31/01/2026	23:00	0	0	1	5	6	0	0	0	0	0	0	0	0	0	0	0	0	0	0	12	29.3	33.3	25 to 35	91.7	*	*
24 Hr Summary		1	50	212	479	298	90	25	0	0	0	0	0	0	0	0	0	0	0	0	1155	28.4	34	25 to 35	67.3	115	10.0

Incoming Histogram
Litcham Jan 26

from Sat-Jan-10-2026-10-00-AM to Sun-Feb-01-2026-09-59-AM

Date	Starting Hr:min	<15	15 to <20	20 to <25	25 to <30	30 to <35	35 to <40	40 to <45	45 to <50	50 to <55	55 to <60	60 to <65	65 to <70	70 to <75	75 to <80	80 to <85	85 to <90	90 to <95	95 to <100	100 to >105	Total Counts	Avg Speed (MPH)	85pct Speed	10MPH Pace	% in pace	# of Speeders	% Speeders
01/02/2026	00:00	0	0	0	0	0	0	1	0	0	0	0	0	0	0	0	0	0	0	0	1	42	45	35 to 45	100.0	1	100.0
01/02/2026	01:00	0	0	0	2	1	0	0	0	0	0	0	0	0	0	0	0	0	0	0	3	29	35	25 to 35	100.0	*	*
01/02/2026	02:00	0	0	0	1	0	0	1	0	0	0	0	0	0	0	0	0	0	0	0	2	34.5	45	20 to 30	50.0	1	50.0
01/02/2026	03:00	0	0	0	0	0	0	0	0	0	0	0	0	0	0	0	0	0	0	0	0	0	0	*	*	*	*
01/02/2026	04:00	0	0	0	0	1	0	0	0	0	0	0	0	0	0	0	0	0	0	0	1	32	35	25 to 35	100.0	*	*
01/02/2026	05:00	0	0	0	0	1	0	0	0	0	0	0	0	0	0	0	0	0	0	0	1	32	35	25 to 35	100.0	*	*
01/02/2026	06:00	0	0	1	2	1	1	1	0	0	0	0	0	0	0	0	0	0	0	0	6	31.2	40	20 to 30	50.0	2	33.3
01/02/2026	07:00	0	0	3	9	6	1	1	0	0	0	0	0	0	0	0	0	0	0	0	20	29.2	34.2	25 to 35	75.0	2	10.0
01/02/2026	08:00	0	1	4	12	4	3	0	0	0	0	0	0	0	0	0	0	0	0	0	24	28	33.8	20 to 30	66.7	3	12.5
01/02/2026	09:00	0	4	11	22	20	6	1	1	1	0	0	0	0	0	0	0	0	0	0	66	29.2	34.8	25 to 35	63.6	9	13.6
01/02/2026	10:00	*	*	*	*	*	*	*	*	*	*	*	*	*	*	*	*	*	*	*	*	*	*	*	*	*	*
01/02/2026	11:00	*	*	*	*	*	*	*	*	*	*	*	*	*	*	*	*	*	*	*	*	*	*	*	*	*	*
01/02/2026	12:00	*	*	*	*	*	*	*	*	*	*	*	*	*	*	*	*	*	*	*	*	*	*	*	*	*	*
01/02/2026	13:00	*	*	*	*	*	*	*	*	*	*	*	*	*	*	*	*	*	*	*	*	*	*	*	*	*	*
01/02/2026	14:00	*	*	*	*	*	*	*	*	*	*	*	*	*	*	*	*	*	*	*	*	*	*	*	*	*	*
01/02/2026	15:00	*	*	*	*	*	*	*	*	*	*	*	*	*	*	*	*	*	*	*	*	*	*	*	*	*	*
01/02/2026	16:00	*	*	*	*	*	*	*	*	*	*	*	*	*	*	*	*	*	*	*	*	*	*	*	*	*	*
01/02/2026	17:00	*	*	*	*	*	*	*	*	*	*	*	*	*	*	*	*	*	*	*	*	*	*	*	*	*	*
01/02/2026	18:00	*	*	*	*	*	*	*	*	*	*	*	*	*	*	*	*	*	*	*	*	*	*	*	*	*	*
01/02/2026	19:00	*	*	*	*	*	*	*	*	*	*	*	*	*	*	*	*	*	*	*	*	*	*	*	*	*	*
01/02/2026	20:00	*	*	*	*	*	*	*	*	*	*	*	*	*	*	*	*	*	*	*	*	*	*	*	*	*	*
01/02/2026	21:00	*	*	*	*	*	*	*	*	*	*	*	*	*	*	*	*	*	*	*	*	*	*	*	*	*	*
01/02/2026	22:00	*	*	*	*	*	*	*	*	*	*	*	*	*	*	*	*	*	*	*	*	*	*	*	*	*	*
01/02/2026	23:00	*	*	*	*	*	*	*	*	*	*	*	*	*	*	*	*	*	*	*	*	*	*	*	*	*	*
24 Hr Summary		0	5	19	48	34	11	5	1	1	0	0	0	0	0	0	0	0	0	0	124	29.3	34.9	25 to 35	66.1	18	14.5

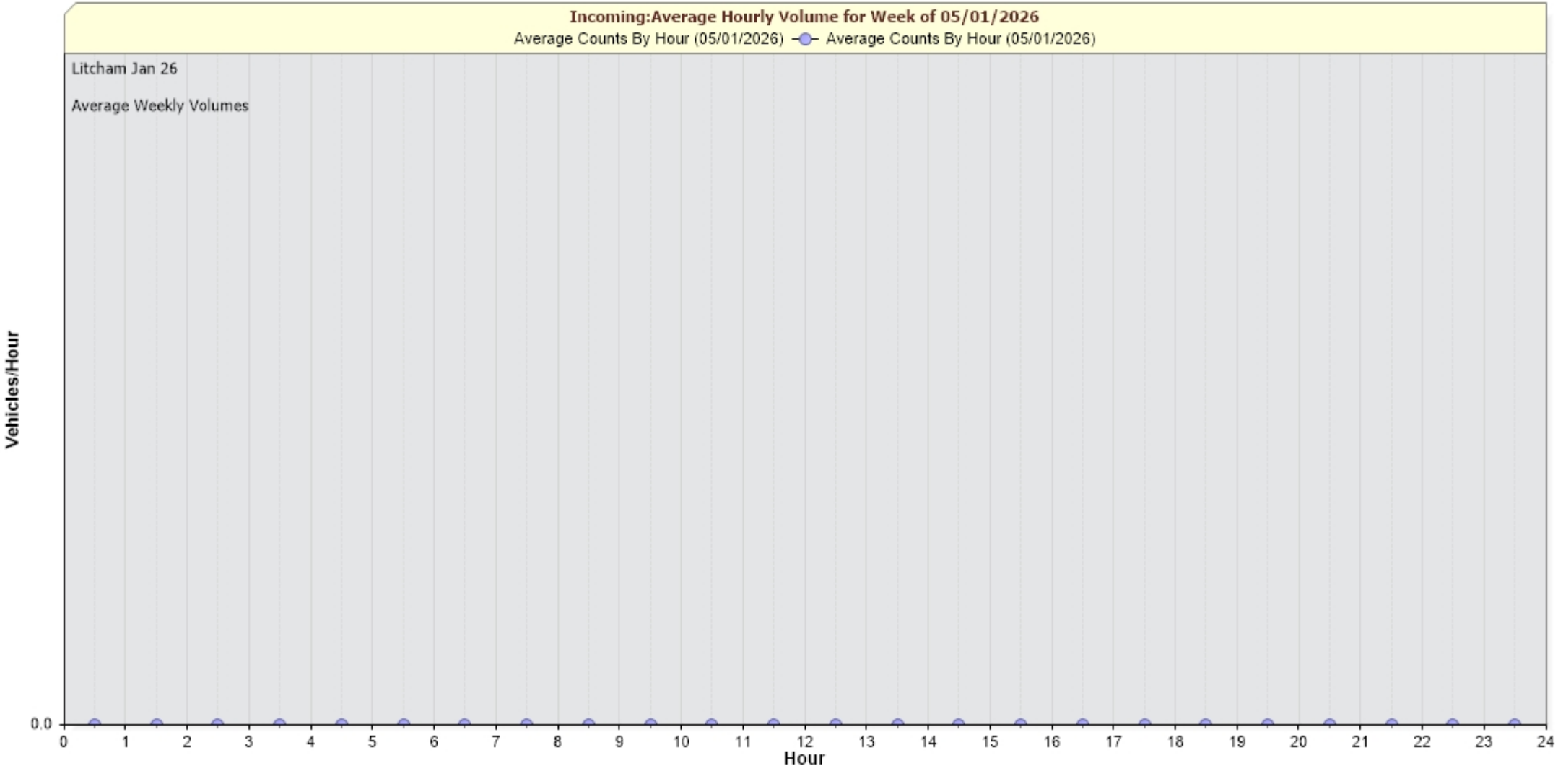
Incoming:Average Hourly Volume for Week of 05/01/2026
Average Counts By Hour (05/01/2026)
Average Counts By Hour (05/01/2026)
Litcham Jan 26
Average Weekly Volumes
Vehicles/Hour
0.0
0 1 2 3 4 5 6 7 8 9 10 11 12 13 14 15 16 17 18 19 20 21 22 23 24
Hour

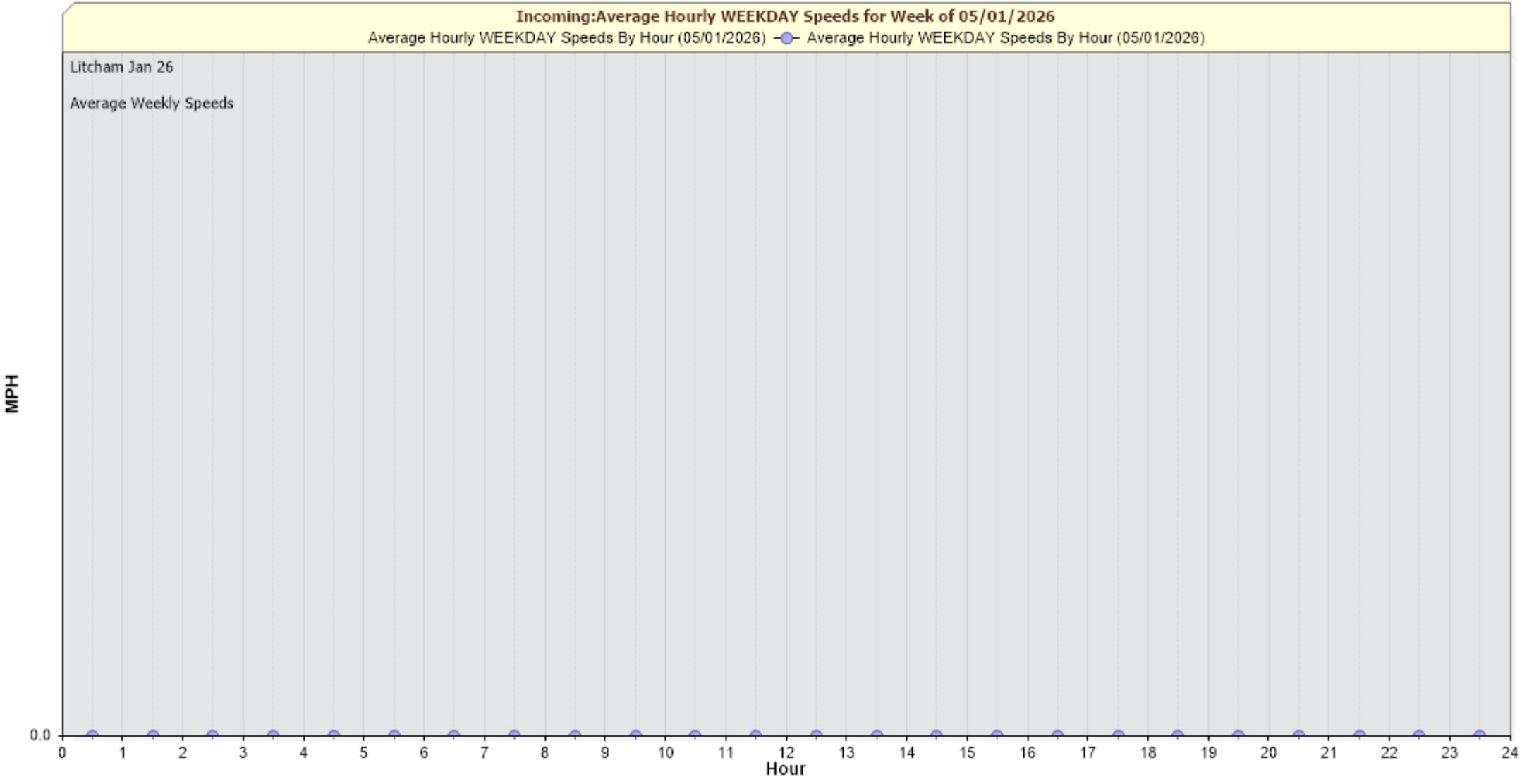
Incoming:Average Hourly WEEKDAY Speeds for Week of 05/01/2026
Average Hourly WEEKDAY Speeds By Hour (05/01/2026)
Average Hourly WEEKDAY Speeds By Hour (05/01/2026)
Litcham Jan 26
Average Weekly Speeds
MPH
0.0
0 1 2 3 4 5 6 7 8 9 10 11 12 13 14 15 16 17 18 19 20 21 22 23 24
Hour

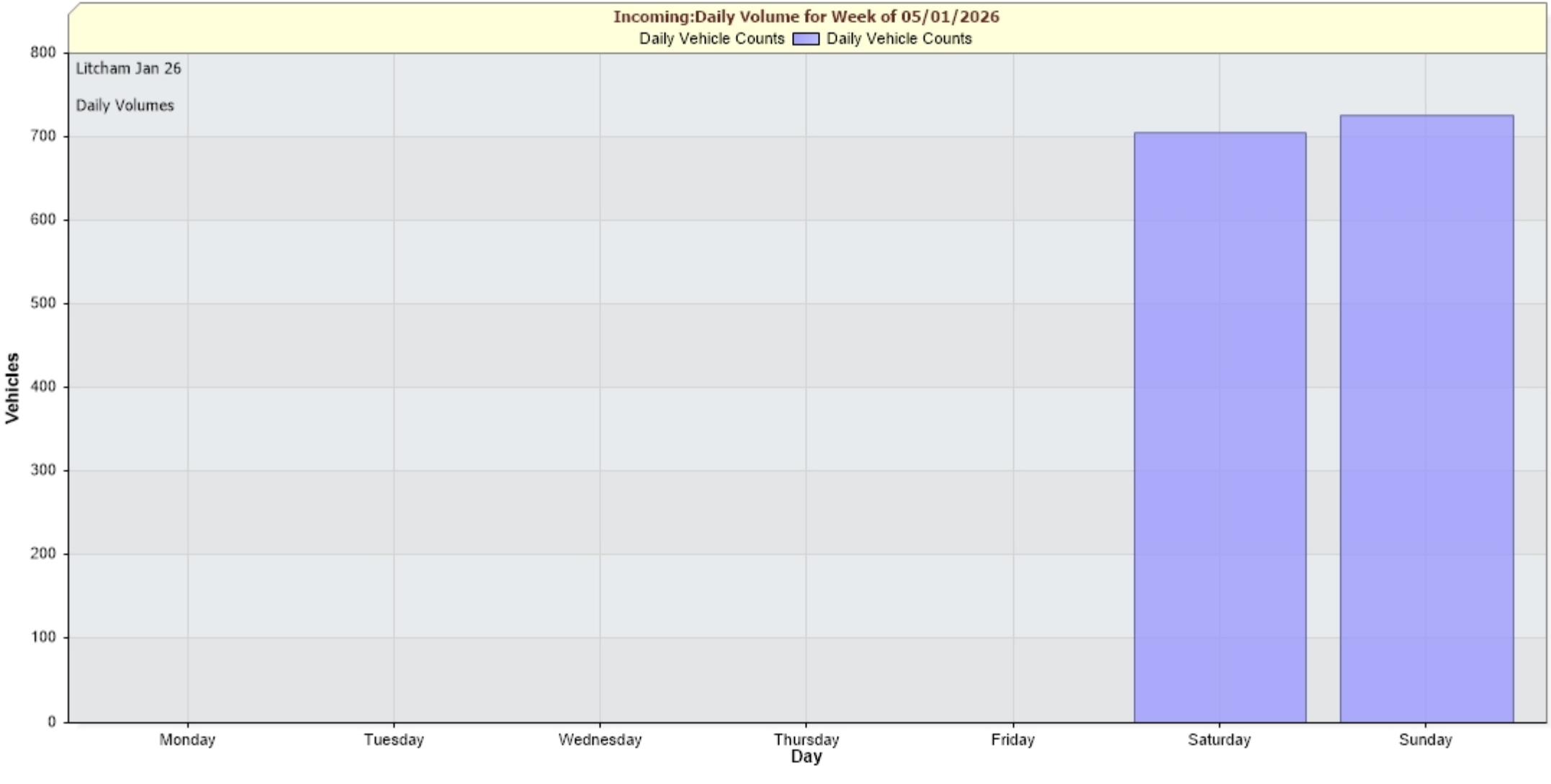
Incoming:Daily Volume for Week of 05/01/2026
Daily Vehicle Counts
Daily Vehicle Counts
Litcham Jan 26
Daily Volumes
Vehicles
800
700
600
500
400
300
200
100
0
Monday
Tuesday
Wednesday
Thursday
Friday
Saturday
Sunday
Day